

Atlas Copco Stationary Air Compressors

ZR450-500-630-750

Parts list

"Copyright 1998, Atlas Copco Airpower n.v., Antwerp, Belgium.

Any unauthorized use or copying of the contents or any part of this book is prohibited.
This applies in particular to trademarks, model denominations, part numbers and drawings."

No. 2930 1246 02

Registration code: APC ZR300-750 / 39 / 992

Replaces 2930 1246 01

1998-11



Atlas Copco

Contents	Indice
Inhoud	Inhoudsfortegnelse
Innehåll	Indice
Inhaltsverzeichnis	Indholdsfortegnelse
Table des matières	Sisällysluettelo
Indice	
Gear casing and drive gear	
Tandwielkast en aandrijving	
Växelhus och drivning	
Getriebegehäuse und Antriebsrad	
Carter d'engrenages et entraînement	
Cárter de engranajes y accionamiento	
Scatola ingranaggi e ingranaggio conduttore	
Gearkasse og drivhjul	
Carter de engrenagens e accionamento	
Girkasse og drivhjul	
Vaihteen kotelo ja hihnapyörä	1
Air inlet	
Luchtinlaat	
Luftintag	
Lufteinlaß	
Admission d'air	
Entrada de aire	
Presa d'aria	
Luftindsug	
Admissão de ar	
Luftinnløp	
Tuloilma	2
Air flow	
Luchtstroming	
Luftflöde	
Luftstrom	
Flux d'air	
Flujo de aire	
Flusso d'aria	
Luftflow	
Fluxo de ar	
Luftstrøm	
Ilman virtaus	
- Full load / No load	3
- Continuous Capacity Control - Part 1 - 1)	4
- Continuous Capacity Control - Part 2 - 1)	5
Water system and drain connections	
Watersysteem en aftapaansluitingen	
Vattensystem och avtappningsanslutningar	
Wassersystem und Abfließanschlüsse	
Système d'eau et tuyaux de vidange	
Sistema de agua y conexiones de drenaje	
Sistema dell'acqua e connessioni degli scarichi	
Tilslutninger, vandsystem og dræn	
Sistema de arrefecimento e dreno de condensados	
Vannsystem og tilkoplinger for avtapping	
Vesijärjestelmä ja lauhteenpoistoliitännät	
- Without Energy Recovery	6
- With Energy Recovery	7
Coolers	
Koelers	
Kylare	
Kühler	
Refrigidisseurs	
Refrigeradores	
Refrigeratorei	
Kølere	
Refrigeradores	
Kjølere	
Jäähdyttimet	
- With aftercooler	8
- Without aftercooler - Hot air	9
Water separator parts	
Onderdelen van de waterafscheider	
Vattenavskiljarensdelar	
Wasserabscheiderteile	
Composants du séparateur d'eau	
Piezas del separador de agua	
Parti del separatore di condensa	
Dele, vandseparator	
Peçass ao dreno de condensados	
Vannutskiltildeler	
Vedenerottimen komponentit	
- With aftercooler	10
- Without aftercooler - Hot air	11
Drive arrangement E	
Aandrijfuitvoering E	
Drivarrangemang E	
Antriebsanordnung E	
Entraînement, disp. E	
Accionamiento, disp. E	
Azionamento, disposizione (E)	
Arrangement E	
Accionamento, disposição E	
Drivarrangement E	
Rakenne E	12
Drive arrangement I	
Aandrijfuitvoering I	
Drivarrangemang I	
Antriebsanordnung I	
Entraînement, disp. I	
Accionamiento, disp. I	
Azionamento, disposizione (I)	
Arrangement I	
Accionamento, disposição I	
Drivarrangement I	
Rakenne I	13
Oil system	
Oliesysteem	
Oljesystem	
Ösystem	
Système d'huile	
Sistema de aceite	
Sistema dell'olio	
Oliesystem	
Sistema de óleo	
Oljesystem	
Voitelujärjestelmä	14

Contents

Inhoud

Innehåll

Inhaltsverzeichnis

Table des matières

Indice

Indice

Innholdsfortegnelse

Indice

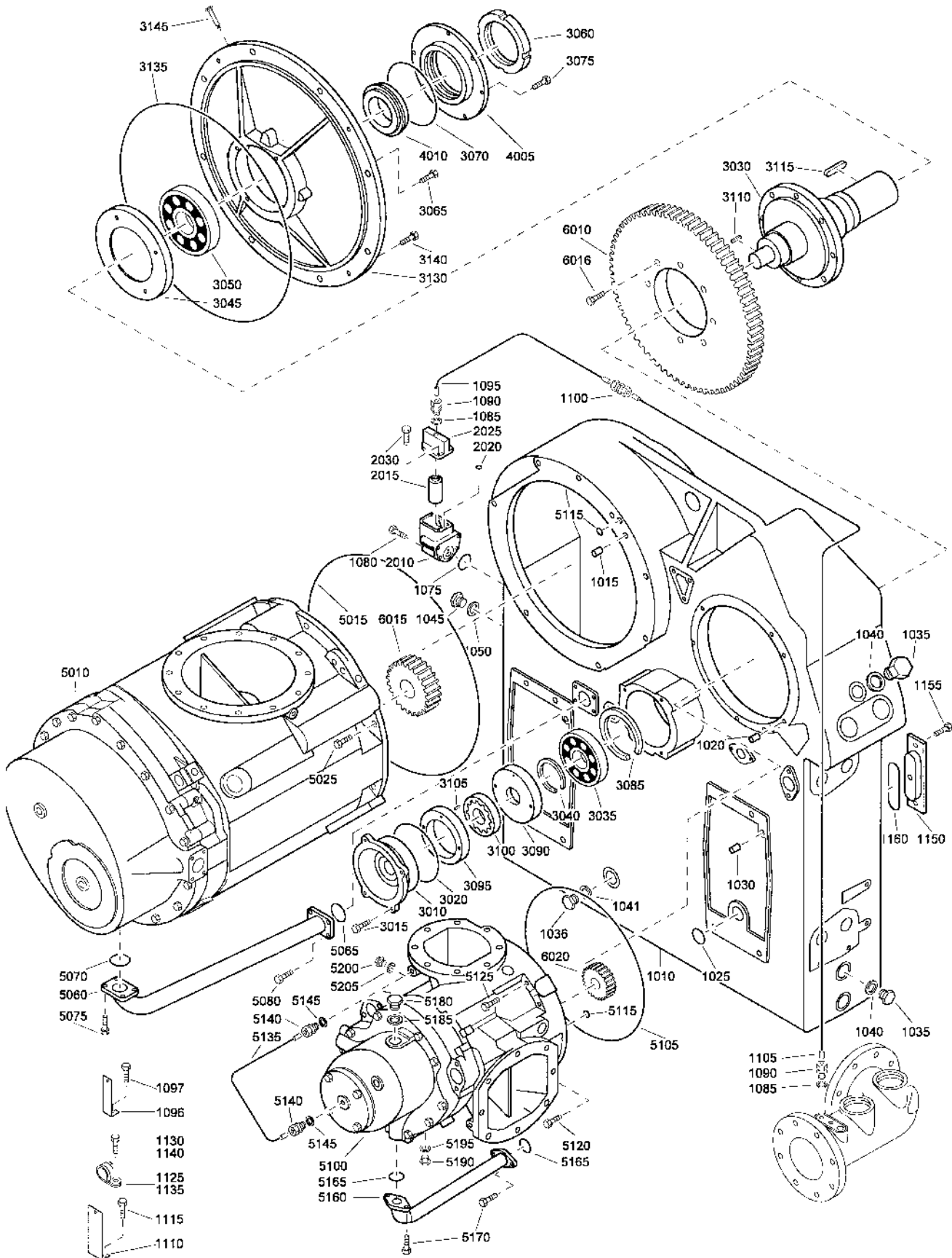
Indholdsfortegnelse

Sisällysluettelo

Control module		Bodywork	
Stuurmodule		Carrosserie	
Kontrollmodul		Karosseri	
Steuermodul		Karosserie	
Module de commande		Capotage	
Módulo de mando		Carroceria	
Modulo di controllo		Cappottatura	
Kontrollmodul		Karosseri	
Kontrolmodul		Carroceria	
Módulo de comando		Kabinetti	
Ohjainlaite		Kotelo	
- Elektronikon	15	- Arr. F.....	21
- Electro-pneumatic	16	- Arr. 1	22
Start cubicle, empty (with regulator)		Service kits	
Startkast, leeg (met regelaar)		Service kits	
Startskåp, tomt (med regulator)		Service kits	
Anlaßschrank, leer (mit Regler)		Service Kits	
Armoire de démarrage, vide (avec régulateur)		Service kits	
Cubículo de arranque, vacío (con regulador)		Service kits	
Armadio apparecch. di avviamento, vuoto (con regolatore)		Kit per la manutenzione	
Starterskab, tomt (m. regulator)		Service kits	
Cubículo-Arranque, vacío (com regulador)		Conjuntos de reparação	
Startskap - tomt (med regulator)		Servicesetti	
Käynnistinkotelo - kalustamaton (säätiminen)		Huoltotarvikesarjat	23
- Elektronikon - 50Hz, Japan	17		
- Elektronikon - 60Hz - CSA/UI	18		
Cubicle			
Kast			
Skåp			
Schaltschrank			
Armoire			
Armario			
Armadio elettrico			
Elskab			
Quadro			
Skap			
Kotelo	19		
Mountings on frame			
Montageonderdelen op frame			
Fästen på ram			
Montagekomponenten auf Rahmen			
Superstructure sur châssis			
Piezas de montaje sobre bastidor			
Attacchi sul telaio			
Monteringskomp. på ramme			
Peças de montagem sobre a base			
Fester på ramme			
Kiinnikkeet rungossa	20		

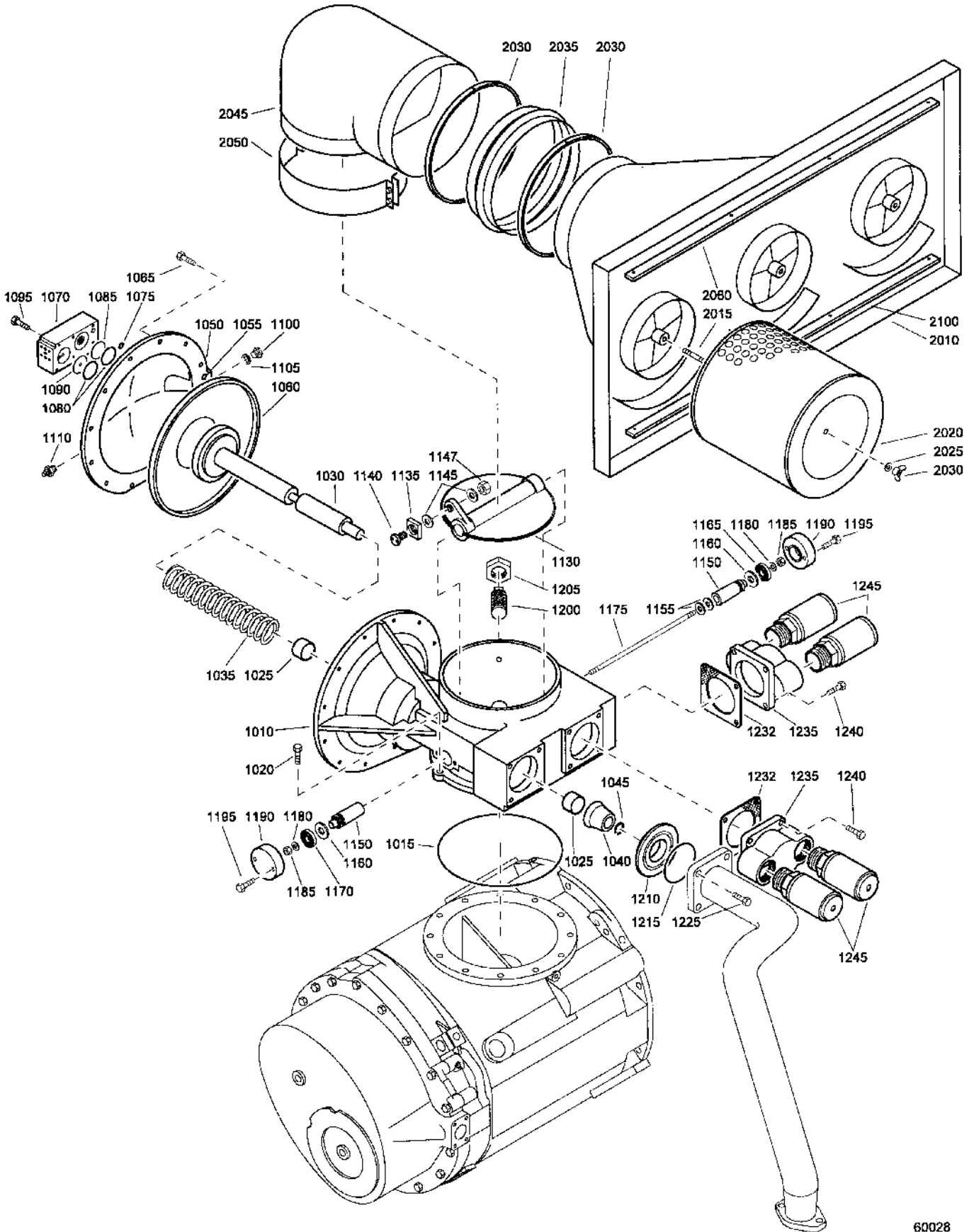
1

Gear casing and drive gear



Ref.	Part number	Qty	Name	Remarks	Ref.	Part number	Qty	Name	Remarks
1010		1	Gear casing		5080	0147 1362 03	8	Bolt	
	1616 6410 04		ZR450-7.5/50Hz,		5100	1616 5904 81	1	Service stage	
			ZR450/60Hz			1616 5924 00	1	Diaphragm	
	1616 6410 03		ZR450-10/50Hz, ZR500,		5105	0663 2103 24	1	O-ring	
			ZR630/60Hz		5115	0663 2107 89	1	O-ring	
	1616 6410 02		ZR630-50Hz, ZR750/60Hz		5120	0147 1410 03	4	Bolt	
	1616 6410 01		ZR750/50Hz		5125	0147 1403 03	3	Bolt	
1015	0101 1951 53	1	Pin		5135	1621 6294 00	1	Pipe	
1020	0101 1951 49	1	Pin		5140	0580 0013 32	2	Coupling	
1025	0663 2108 08	1	O-ring		5145	0661 1000 25	2	Seal washer	
1030	0101 1951 52	2	Pin		5160	1621 3483 00	1	Hose assembly	
1035	0686 3716 09	2	Plug		5165	0663 2107 81	2	O-ring	
1036	0686 3716 09	2	Plug		5170	0147 1323 03	4	Bolt	
1040	0661 1000 31	4	Seal washer		5180	0686 3716 07	1	Plug	
1045	0686 4230 07	1	Plug		5185	0661 1000 30	1	Seal washer	
1050	9125 6303 00	1	Seal washer		5190	0686 3716 01	2	Plug	
1075	0663 2107 81	1	O-ring		5195	0661 1000 25	2	Seal washer	
1080	0211 1335 03	4	Cap screw		5200	0686 3716 01	2	Plug	
1085	0661 1000 25	2	Seal washer		5205	0661 1000 25	2	Seal washer	
1090	0580 0013 32	2	Coupling		6010		1	Gear wheel	
1095	1621 6290 00	1	Pipe			1616 6236 10		ZR450-7.5/50Hz	
1096	1621 6227 00	1	Bracket			1616 6236 05		ZR450-8.6/60Hz,	
1097	0147 1322 03	2	Bolt					ZR500-10/60Hz	
1100	0580 1404 00	1	Str.coupling			1616 6236 04		ZR450-10/50Hz	
1105	1621 6291 00	1	Pipe			1616 6236 03		ZR450-10/60Hz	
1110	1621 6228 00	1	Bracket			1616 6236 12		ZR500-7.5/50Hz,	
1115	0147 1322 03	1	Bolt					ZR630-8.6/60Hz,	
1125	1613 0801 05	1	Clamp					ZR750-10/60Hz	
1130	0147 1247 03	1	Bolt			1616 6236 09		ZR500-8.6/60Hz	
1135	1613 0801 05	1	Clamp			1616 6236 08		ZR500-10/50Hz,	
1140	0147 1247 03	1	Bolt					ZR630-10/60Hz	
1150	1621 6059 00	1	Cover			1616 6236 17		ZR630-7.5/50Hz	
1155	0147 1401 03	2	Bolt			1616 6236 13		ZR630-10/50Hz	
1160	0663 2106 18	1	O-ring			1616 6236 19		ZR750-7.5/50Hz	
	1621 1865 80	1	Housing			1616 6236 15		ZR750-8.6/60Hz	
2010	1621 1865 00	1	Housing			1616 6236 16		ZR750-10/50Hz	
2015	1202 6255 01	1	Filter element		6015		1	Gear wheel	
2020	0663 2107 84	1	O-ring			1616 6237 13		ZR450-7.5/50Hz,	
2025	1614 8222 00	1	Cover					ZR500-8.6/60Hz	
2030	0211 1247 03	2	Cap screw			1616 6237 17		ZR450-8.6/60Hz,	
3010	1616 6229 00	1	Pump cover					ZR450-10/50Hz	
3015	0147 1326 03	4	Bolt			1616 6237 19		ZR450-10/60Hz	
3020	0663 2107 76	1	O-ring			1616 6237 11		ZR500-7.5/50Hz,	
3030	1616 6224 00	1	Drive shaft					ZR630-8.6/60Hz	
3035	0508 1100 70	1	Roller bearing			1616 6237 21		ZR500-10/50Hz,	
3040	0335 1165 00	1	Ext.circlip					ZR630-10/60Hz	
3045	1616 6291 00	1	Ring			1616 6237 16		ZR500-10/60Hz	
3050	0506 0100 13	1	Roller bearing			1616 6237 05		ZR630-7.5/50Hz,	
3060	0295 3122 00	1	Locknut					ZR750-10/50Hz	
3065	0211 1373 00	4	Cap screw			1616 6237 09		ZR630-10/50Hz	
3070	0663 2107 52	1	O-ring			1616 6237 01		ZR750-7.5/50Hz	
3075	0147 1367 03	4	Bolt			1616 6237 07		ZR750-8.6/60Hz	
3085	0335 2184 00	1	Int.circlip			1616 6237 10		ZR750-10/60Hz	
3090	1616 6231 02	1	Distance ring		6016	0211 1479 00	8	Cap screw	
3095	1616 6232 03	1	Eccentric ring		6020		1	Gear wheel	
3100	1616 6233 03	1	Pump element			1616 6239 05		ZR450-7.5/50Hz,	
3105	0102 0335 00	1	Pin					ZR750-10/60Hz	
3110	1616 6296 00	1	Key			1616 6239 08		ZR450-8.6/60Hz	
3115	0337 8429 00	1	Parallel key			1616 6239 10		ZR450-10/50Hz	
3130	1616 6292 00	1	Bearing shield			1616 6239 11		ZR450-10/60Hz	
3135	0663 2106 84	1	O-ring			1616 6239 04		ZR500-7.5/50Hz,	
3140	0147 1364 03	4	Bolt					ZR630-8.6/60Hz,	
3145	1619 6032 05	1	Nipple					ZR630-10/50Hz	
	1616 6454 00	1	Seal			1616 6239 06		ZR500-8.6/60Hz	
4010	1616 6455 00	1	Outer seal ring			1616 6239 09		ZR500-10/60Hz	
4015	1616 6456 00	1	Inner seal ring			1616 6239 12		ZR500-10/50Hz,	
5010	1616 6356 81	1	Service stage					ZR630-10/60Hz	
5015	0663 2103 26	1	O-ring			1616 6239 02		ZR630-7.5/50Hz	
5020	0663 2109 12	1	O-ring			1616 6239 01		ZR750-7.5/50Hz	
5025	0147 1478 03	8	Bolt			1616 6239 03		ZR750-8.6/60Hz,	
5060	1621 6334 00	1	Pipe					ZR750-10/50Hz	
5065	0663 2108 08	2	O-ring						

2

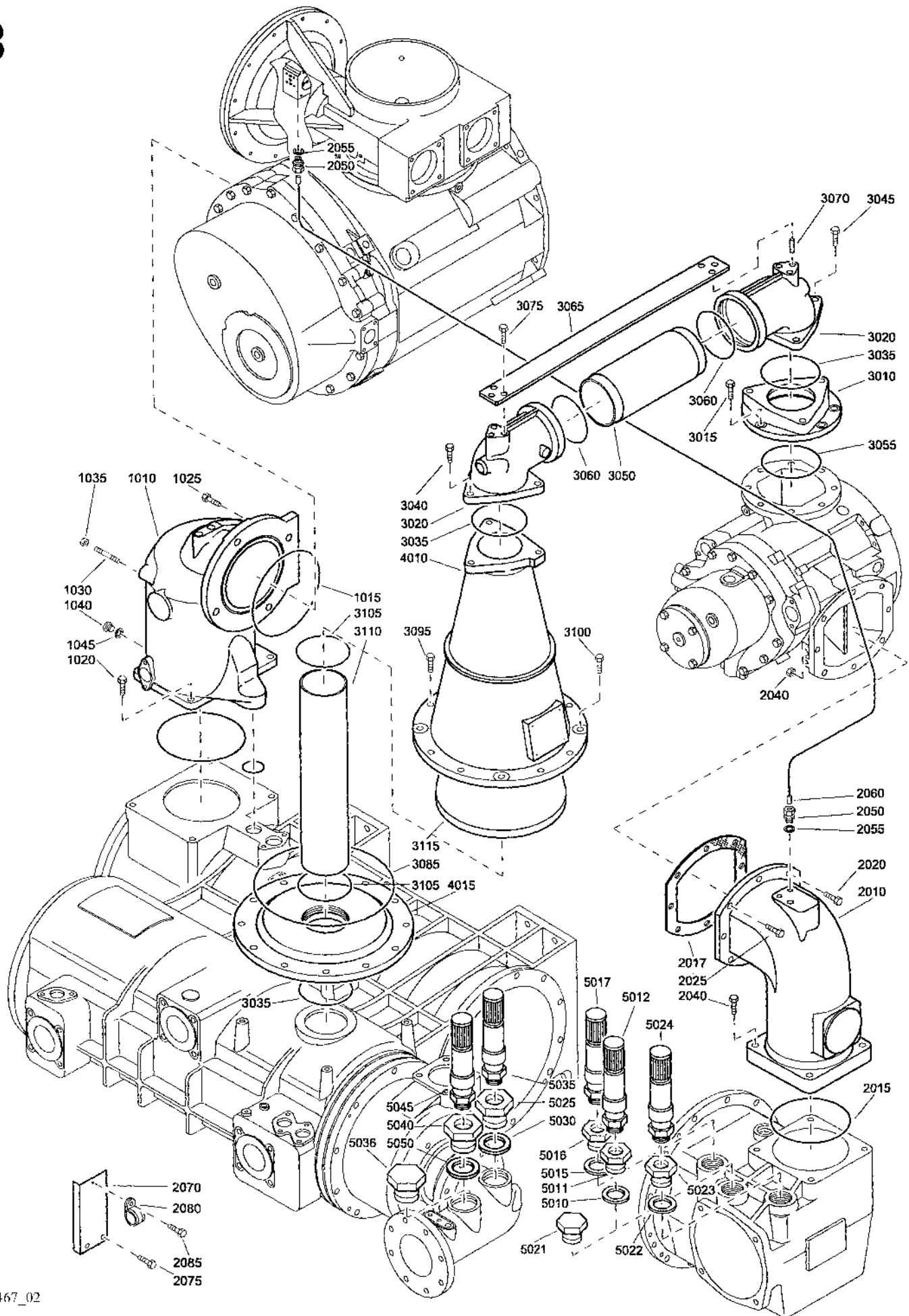


60028

Air inlet

Ref.	Part number	Qty	Name	Remarks	Ref.	Part number	Qty	Name	Remarks
1010	1621 1501 04	1	Valve housing		1155	2253 7393 00	2	Washer	
1015	0663 2108 58	1	O-ring		1160	2253 7390 00	2	Seal	
1020	0211 1477 03	4	Cap screw		1165	0502 7404 00	1	Bearing	
1025	1619 6151 00	2	Bearing		1170	0508 1154 00	1	Roller bearing	
1030	1621 1595 00	1	Piston		1175	1202 8866 00	1	Stud	
1035	2102 0836 00	1	Spring		1180	2253 7391 00	2	Washer	
1040	2102 0604 00	1	Valve-hp inload		1185	0266 2112 00	2	Nut	
1045	0335 1104 21	1	Circlip		1190	2253 7397 00	2	Cover	
1050	1621 1593 00	1	Valve cover		1195	0147 1365 03	4	Bolt	
1055	0663 2108 37	1	O-ring		1200	2255 0021 02	1	Stud	
1060	1621 1663 00	1	Diaphragm		1205	0623 2107 03	1	Back nut	
1065	0147 1364 03	12	Bolt		1210	1621 6026 00	1	Valve seat	
1070	1621 1714 00	1	Valve base		1215	0663 2108 65	1	O-ring	
1075	0663 2108 37	1	O-ring		1232	1621 6332 00	2	Gasket	
1080	0663 2108 64	2	O-ring		1235	1621 1600 00	2	Collector	
1085	1621 1715 00	1	Membrane		1240	0147 1401 03	8	Bolt	
1090	1621 1716 00	1	Membrane		1245	1621 0083 00	4	Muffler	
1095	0147 1257 03	6	Bolt		2010	1621 1592 00	1	Collector	
1100	0686 3716 02	1	Plug		2015	0248 9980 25	3	Threaded rod	
1105	0661 1000 27	1	Seal washer		2020	1621 0094 00	3	Air filter	
1110	9090 0508 00	1	Damper		2025	0301 2344 00	3	Washer	
1115	0686 3716 01	1	Plug		2030	0296 1111 02	3	Wing nut	
1120	0661 1000 25	1	Seal washer		2035	2252 0773 00	1	Hump hose	
1130	2255 0020 00	1	Valve		2040	1613 1249 11	2	Hose clip	
1135	2253 7396 00	1	Bear. block		2045	1621 1594 00	1	Elbow	
1140	2255 0148 00	1	Shaft		2050	1621 1668 00	1	Clamp	
1145	2255 1182 00	2	Washer		2060	1621 6106 00	1	Strip	
1147	2255 0038 00	1	Locknut		2100	1621 6106 00	1	Strip	
1150	2253 7389 00	2	Pivot						

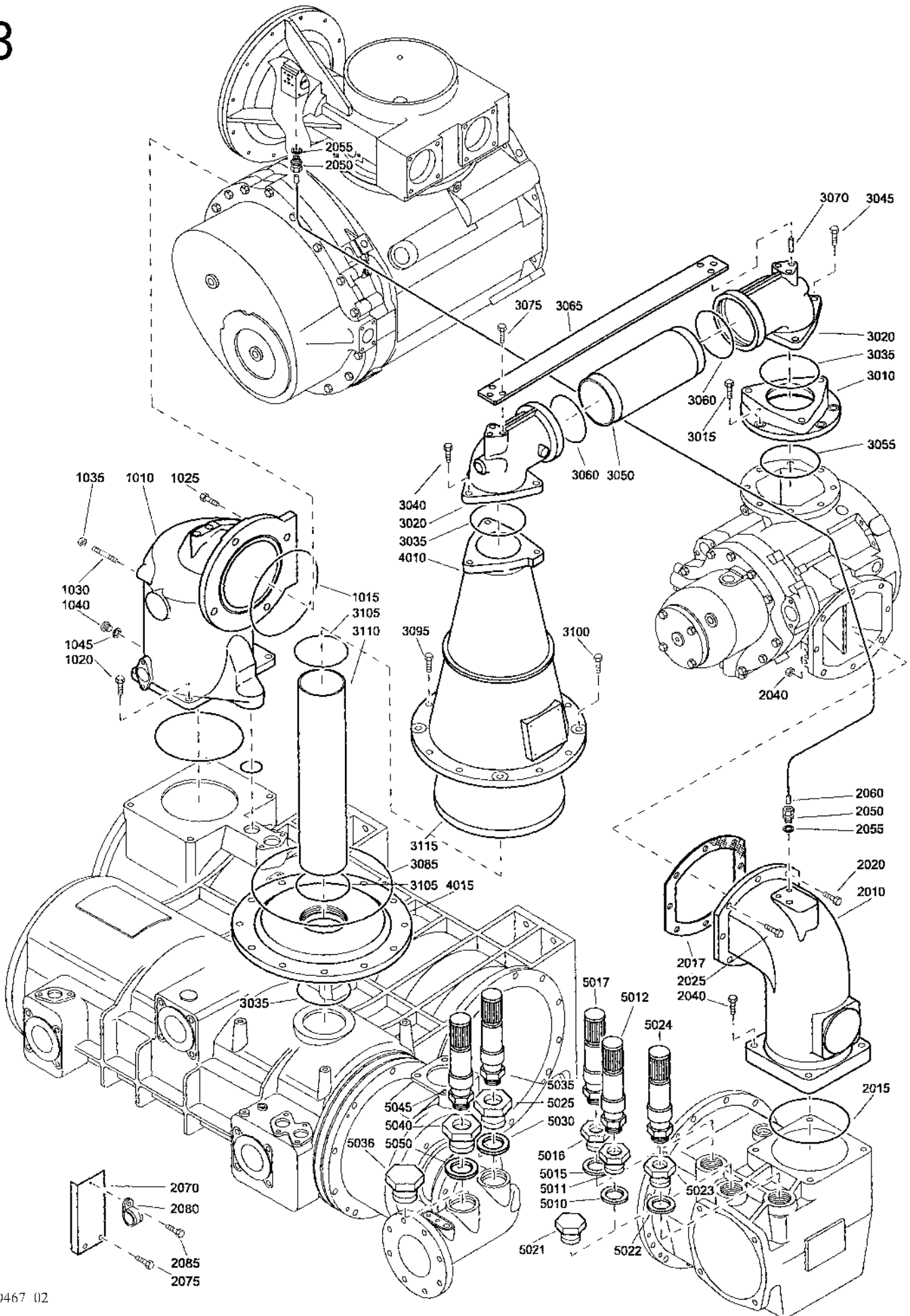
3



Air flow - Full load / No load

Ref.	Part number	Qty	Name	Remarks	Ref.	Part number	Qty	Name	Remarks
1010	1621 1617 00	1	Connection					ZR630-10/10.4(As,D),	
1015	0663 2106 95	1	O-ring					ZR630-10/10.4(CE, Japan),	
1020	0147 1478 03	4	Bolt					ZR630-10/10.4-Hot air	
1025	0147 1552 03	2	Bolt					(CE, Japan),	
1030	0246 1956 28	2	Stud					ZR750-7.5/8.6(CE,Japan),	
1035	0266 2116 00	2	Nut					ZR750-7.5/8.6-	
1040	0686 3716 01	2	Plug					Hot air(CE,Japan),	
1045	0661 1000 25	1	Seal washer					ZR750-10/10.4(CE, Japan),	
2010	1621 6174 00	1	Pipe					ZR750-10/10.4-Hot air	
2015	0663 2108 59	1	O-ring					(CE, Japan)	
2017	1202 9620 00	1	Gasket		0661 1000 32			ZR450-10/10.4-Hot air(As,D),	
2020	0147 1478 03	6	Bolt					ZR630-10/10.4-Hot air(As,D),	
2025	0147 1481 03	2	Bolt					ZR750-7.5/8.6(As,D),	
2040	0266 2114 00	2	Nut					ZR750-7.5/8.6-1Hot air(As,D),	
2045	0147 1483 03	4	Bolt					ZR750-10/10.4(As,D),	
2050	0580 0013 86	2	Str.coupling					ZR750-10/10.4-1Hot air(As,D)	
2055	0661 1000 25	2	Seal washer		5011		1	Bushing	
2060	1621 6212 00	1	Pipe			0605 8400 16		ZR450-10/10.4-1Hot air(As,D),	
2070	1621 6293 00	1	Bracket					ZR630-10/10.4-1Hot air(As,D),	
2075	0147 1398 03	2	Bolt					ZR750-7.5/8.6(As,D),	
2080	1613 0801 05	1	Clamp					ZR750-7.5/8.6-1Hot air(As,D),	
2085	0147 1247 03	1	Bolt					ZR750-10/10.4(As,D),	
3010	1621 6218 00	1	Adapter						
3015	0211 1960 28	5	Cap screw					ZR750-10/10.4-1Hot air(As,D)	
3020	1621 6178 00	2	Pipe		5012		1	Safety valve	
3035	0663 2106 58	2	O-ring			0830 1006 35		ZR500-7.5/8.6(As,D),	
3040	0147 1479 03	5	Bolt					ZR500-10/10.4(As,D),	
3045	0147 1489 03	1	Bolt					ZR630-7.5/8.6(As,D),	
3050	1621 6179 00	1	Pipe					ZR630-7.5/8.6(CE,Japan),	
3055	0663 2106 97	1	O-ring					ZR630-7.5/8.6-	
3060	0663 2108 49	2	O-ring					Hot air(CE,Japan),	
3065	1621 6022 02	1	Bracket					ZR630-10/10.4(CE, Japan),	
3070	0101 1951 53	2	Pin					ZR630-10/10.4(As,D),	
3075	0147 1476 03	4	Bolt					ZR750-7.5/8.6(CE,Japan),	
3085	0663 2106 98	1	O-ring					ZR750-7.5/8.6-	
3095	0147 1477 03	8	Bolt					Hot air(CE,Japan),	
3100	0147 1485 03	4	Bolt					ZR750-10/10.4(CE, Japan),	
3105	0663 2106 20	2	O-ring					ZR750-10/10.4-Hot air	
3110	1621 6361 00	1	Silencer insert					(CE, Japan)	
3115	1621 6183 00	1	Glass wool			0830 1006 34		ZR450-10/10.4-1Hot air(As,D),	
	1621 6180 80	1	Silencer					ZR630-10/10.4-1Hot air(As,D),	
4010	1621 6180 08	1	Silencer					ZR750-7.5/8.6(As,D),	
4015	1621 6181 08	1	Flange					ZR750-7.5/8.6-1Hot air(As,D),	
5010		1	Seal washer					ZR750-10/10.4(As,D),	
	0661 1000 33		ZR450-7.5/8.6(As,D),		5015		1	ZR750-10/10.4-1Hot air(As,D)	
			ZR450-7.5/8.6-1Hot air(As,D),			0661 1000 33		Seal washer	
			ZR450-7.5/8.6-					ZR450-7.5/8.6(As,D),	
			Hot air(CE,Japan),					ZR450-7.5/8.6-1Hot air(As,D),	
			ZR450-10/10.4(CE, Japan),					Z R 4 5 0 - 7 . 5 / 8 . 6 - 1 H o t	
			ZR450-10/10.4-1Hot air					air(CE,Japan),	
			(CE, Japan),					ZR450-10/10.4(As,D),	
			ZR500-7.5/8.6(As,D),					ZR450-10/10.4(CE, Japan),	
			ZR500-7.5/8.6-Hot air(As,D),					ZR450-10/10.4-Hot air(As,D)	
			ZR500-7.5/8.6(CE,Japan),					ZR450-10/10.4-Hot air	
			ZR500-7.5/8.6-					(CE, Japan),	
			Hot air(CE,Japan),					ZR500-7.5/8.6(CE,Japan),	
			ZR500-10/10.4(As,D),					ZR500-7.5/8.6-	
			ZR500-10/10.4(CE, Japan),					Hot air(CE,Japan),	
			ZR500-10/10.4-Hot air					ZR500-10/10.4-Hot air(As,D)	
			(CE, Japan),					ZR500-10/10.4(CE, Japan),	
			ZR630-7.5/8.6(As,D),					ZR500-10/10.4-Hot air	
			ZR630-7.5/8.6-Hot air(As,D),					(CE, Japan),	
			ZR630-7.5/8.6(CE,Japan),					ZR630-7.5/8.6(CE,Japan),	
			ZR630-7.5/8.6-					ZR630-7.5/8.6-	
			Hot air(CE,Japan),					1Hot air(CE,Japan),	

3

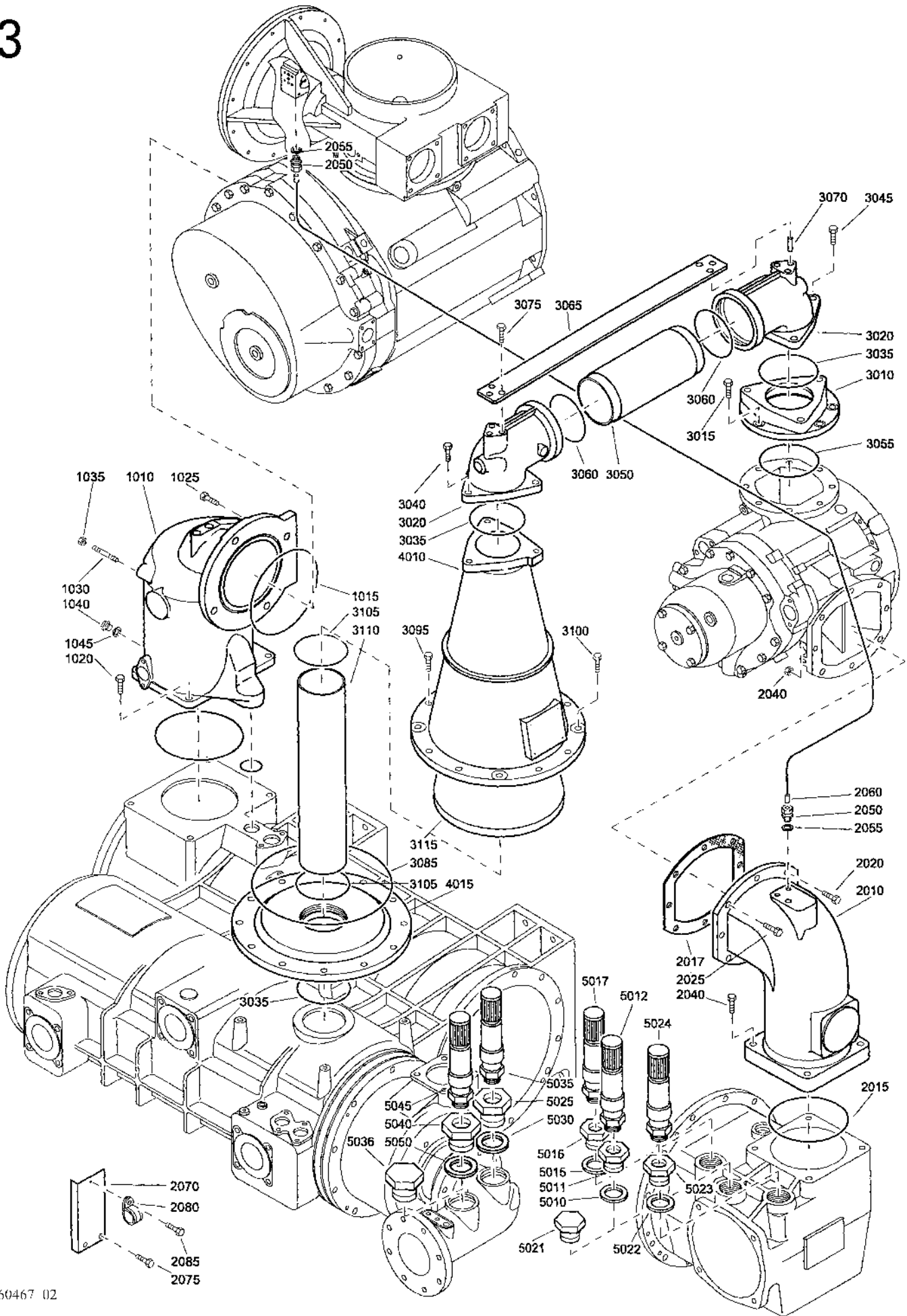


60467 02

Air flow - Full load / No load

Ref.	Part number	Qty	Name	Remarks	Ref.	Part number	Qty	Name	Remarks
			ZR630-10/10.4-Hot air (CE, Japan), ZR630-10/10.4-Hot air(As,D), ZR750-7.5/8.6(As,D), ZR750-7.5/8.6(CE,Japan), ZR750-7.5/8.6-II hot air(As,D), ZR750-7.5/8.6- Hot air(CE,Japan), ZR750-10/10.4(As,D), ZR750-10/10.4-II hot air(As,D)					ZR500-10/10.4(As,D), ZR630-7.5/8.6(As,D), ZR630-10/10.4(As,D), ZR630-7.5/8.6-Hot air(As,D), ZR630-10/10.4(CE, Japan), ZR750-10/10.4(CE, Japan), ZR750-10/10.4-Hot air (CE, Japan)	
	0661 1000 32		ZR500-7.5/8.6(As,D), ZR500-7.5/8.6-II hot air(As,D), ZR500-10/10.4(As,D), ZR630-7.5/8.6(As,D), ZR630-7.5/8.6-II hot air(As,D), ZR630-10/10.4(As,D), ZR630-10/10.4(CE, Japan), ZR750-10/10.4(CE, Japan), ZR750-10/10.4-Hot air (CE, Japan)	5021	0686 3716 29	1	ZR750-10/10.4-Hot air (CE, Japan) Plug ZR450-7.5/8.6(As,D), ZR450-7.5/8.6-II hot air(As,D), ZR450-7.5/8.6(CE,Japan), ZR450-7.5/8.6- Hot air(CE,Japan), ZR450-10/10.4(As,D), ZR450-10/10.4(CE, Japan), ZR450-10/10.4-II hot air (CE, Japan), ZR500-10/10.4- Hot air(As,D), ZR500-7.5/8.6(CE,Japan), ZR500-7.5/8.6- Hot air(CE,Japan), ZR500-10/10.4(CE, Japan), ZR500-10/10.4-Hot air (CE, Japan), ZR500-10/10.4- Hot air(CE, Japan)		
5016	0605 8400 16	1	Bushing ZR500-7.5/8.6(As,D), ZR500-7.5/8.6-Hot air(As,D), ZR500-10/10.4(As,D), ZR630-10/10.4(CE, Japan), ZR630-7.5/8.6(As,D), ZR630-7.5/8.6-Hot air(As,D), ZR630-10/10.4(As,D), ZR750-10/10.4-Hot air (CE, Japan), ZR750-10/10.4(CE, Japan)					Seal washer ZR450-7.5/8.6(As,D), ZR450-7.5/8.6-Hot air(As,D), ZR450-7.5/8.6- Hot air(CE,Japan), ZR450-10/10.4- Hot air(As,D), ZR450-10/10.4(CE, Japan), ZR450-10/10.4-II hot air (CE, Japan), ZR500-7.5/8.6(CE,Japan), ZR500-7.5/8.6- Hot air(CE,Japan), ZR500-10/10.4- Hot air(As,D), ZR500-10/10.4(CE, Japan), ZR500-10/10.4-Hot air (CE, Japan), ZR630-7.5/8.6(CE,Japan), ZR630-7.5/8.6- Hot air(CE,Japan), ZR630-10/10.4- Hot air(As,D), ZR630-10/10.4-Hot air (CE, Japan), ZR750-7.5/8.6(As,D), ZR750-7.5/8.6-Hot air(As,D), ZR750-7.5/8.6(CE,Japan), ZR750-7.5/8.6- Hot air(CE,Japan), ZR750-10/10.4(As,D)	
5017	0830 1006 35	1	Safety valve ZR450-7.5/8.6(As,D), ZR450-7.5/8.6-II hot air(As,D), ZR450-7.5/8.6(CE,Japan), ZR450-7.5/8.6- Hot air(CE,Japan), ZR450-10/10.4(As,D), ZR450-10/10.4-Hot air(As,D), ZR450-10/10.4(CE, Japan), ZR450-10/10.4-II hot air (CE, Japan), ZR500-7.5/8.6(CE,Japan), ZR500-7.5/8.6- Hot air(CE,Japan) ZR500-10/10.4(CE, Japan) ZR500-10/10.4-Hot air (CE, Japan), ZR630-7.5/8.6(CE,Japan), ZR630-7.5/8.6- Hot air(CE,Japan), ZR630-10/10.4- Hot air(As,D), ZR630-10/10.4-Hot air(CE, Japan) ZR750-7.5/8.6(As,D), ZR750-7.5/8.6-II hot air(As,D), ZR750-7.5/8.6(CE,Japan), ZR750-7.5/8.6- Hot air(CE,Japan), ZR750-10/10.4(As,D), ZR750-10/10.4-II hot air(As,D) ZR500-7.5/8.6(As,D), ZR500-7.5/8.6-II hot air(As,D), ZR500-10/10.4(As,D), ZR500-7.5/8.6(As,D), ZR500-7.5/8.6-II hot air(As,D)		5022	0661 1000 33	1		
	0830 1006 34		ZR750-10/10.4-II hot air(As,D) ZR500-7.5/8.6(As,D), ZR500-7.5/8.6-II hot air(As,D),		0661 1000 32			ZR750-10/10.4-II hot air(As,D) ZR450-10/10.4(As,D), ZR500-7.5/8.6(As,D),	

3

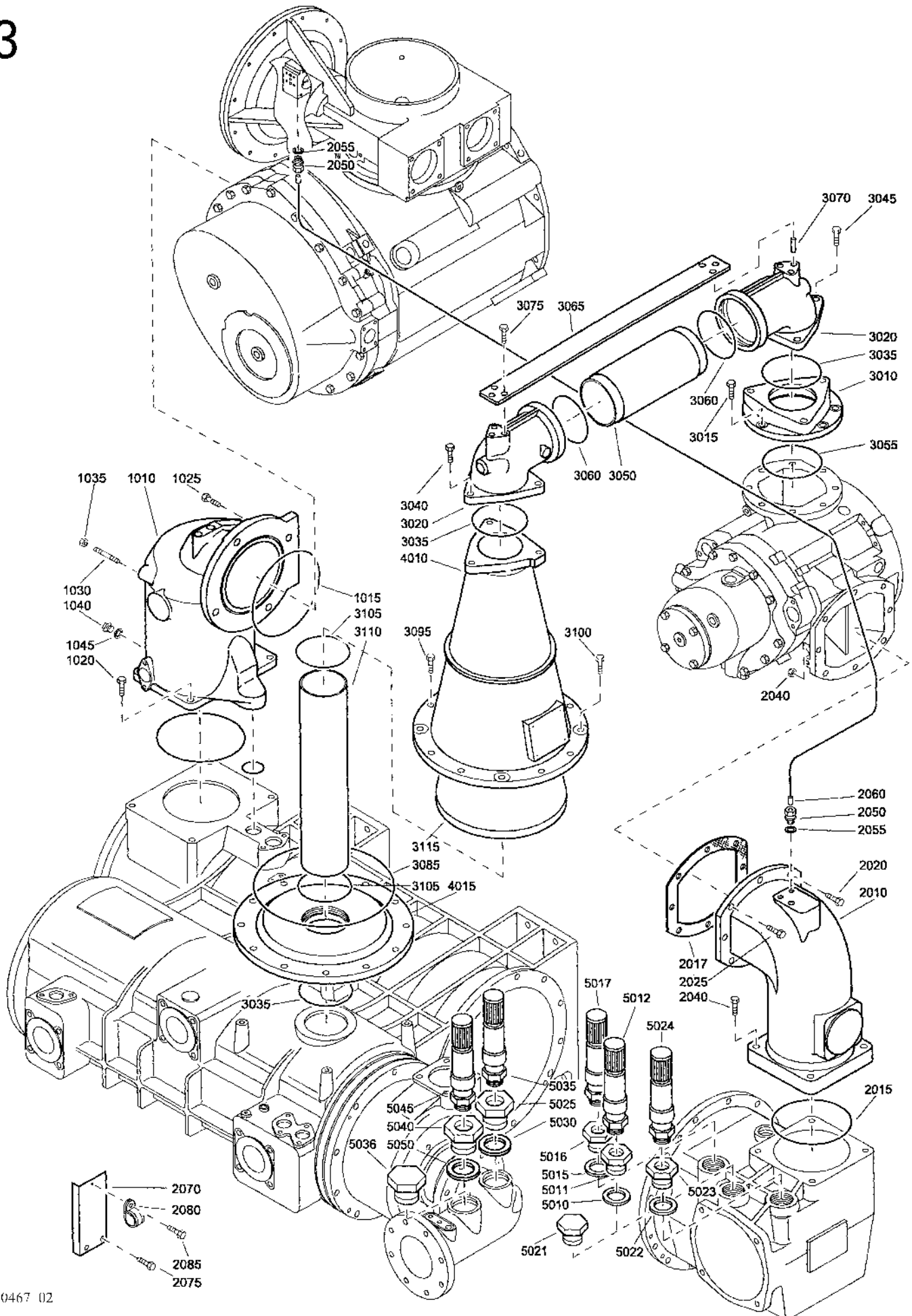


60467 02

Air flow - Full load / No load

Ref.	Part number	Qty	Name	Remarks	Ref.	Part number	Qty	Name	Remarks
			ZR500-7.5/8.6-Hot air(As,D), ZR500-10/10.4(As,D), ZR630-10/10.4(CE, Japan), ZR630-7.5/8.6(As,D), ZR630-7.5/8.6-Hot air(As,D), ZR630-10/10.4(As,D), ZR750-10/10.4(CE, Japan),					ZR630-10/10.4(CE, Japan), ZR750-10/10.4(CE, Japan),	
5023	0605 8400 16	1	ZR750-10/10.4-Hot air (CE, Japan) Bushing ZR450-10/10.4(As,D), ZR500-7.5/8.6(As,D), ZR500-7.5/8.6-Hot air(As,D), ZR500-10/10.4(As,D), ZR630-7.5/8.6(As,D), ZR630-7.5/8.6-Hot air(As,D), ZR630-10/10.4(As,D), ZR630-10/10.4(CE, Japan), ZR750-10/10.4(CE, Japan),		0605 8300 72	1	ZR450-7.5/8.6- Hot air(CE,Japan), ZR450-10/10.4-Hot air (CE, Japan), ZR500-10/10.4-Hot air (CE, Japan), ZR630-10/10.4-Hot air (CE, Japan) ZR630-7.5/8.6(CE,Japan), ZR750-7.5/8.6(CE,Japan), ZR450-10/10.4(CE, Japan), ZR500-10/10.4(CE, Japan),		
5024	0830 1006 35	1	ZR750-10/10.4-Hot air (CE, Japan) Safety valve ZR450-7.5/8.6(As,D), ZR450-7.5/8.6-Hot air(As,D), ZR450-7.5/8.6(CE,Japan), ZR450-7.5/8.6- Hot air(CE,Japan), ZR450-10/10.4-Hot air(As,D), ZR450-10/10.4(CE, Japan), ZR450-10/10.4-Hot air (CE, Japan), ZR500-7.5/8.6(CE,Japan), ZR500-7.5/8.6- Hot air(CE,Japan), ZR500-10/10.4(CE, Japan), ZR500-10/10.4-Hot air (CE, Japan), ZR630-7.5/8.6(CE,Japan), ZR630-7.5/8.6- Hot air(CE,Japan), ZR630-10/10.4-Hot air(As,D), ZR630-10/10.4-Hot air (CE, Japan)		0605 8300 71	1	ZR450-7.5/8.6(As,D), ZR450-10/10.4(As,D), ZR450-10/10.4-Hot air(As,D), ZR500-10/10.4(As,D), ZR630-10/10.4(As,D), ZR750-7.5/8.6(As,D) ZR750-7.5/8.6-Hot air(As,D), ZR450-7.5/8.6-Hot air(As,D) ZR500-7.5/8.6(As,D), ZR500-7.5/8.6-Hot air(As,D), ZR500-10/10.4-Hot air(As,D), ZR630-7.5/8.6(As,D), ZR630-7.5/8.6-Hot air(As,D), ZR630-10/10.4-Hot air(As,D), ZR750-10/10.4(As,D),		
			ZR750-10/10.4-Hot air(As,D)		5030	1	ZR750-10/10.4-Hot air(As,D)		
	0830 1006 34		ZR630-7.5/8.6(CE,Japan), ZR630-7.5/8.6- Hot air(CE,Japan), ZR630-10/10.4-Hot air(As,D), ZR630-10/10.4-Hot air (CE, Japan) ZR750-7.5/8.6(As,D), ZR750-7.5/8.6-Hot air(As,D), ZR750-7.5/8.6(CE,Japan), ZR750-7.5/8.6- Hot air(CE,Japan), ZR750-10/10.4(As,D), ZR750-10/10.4-Hot air(As,D)		0661 1000 33	1	Seal washer ZR450-7.5/8.6(CE,Japan), ZR450-7.5/8.6- Hot air(CE,Japan), ZR450-10/10.4-Hot air (CE, Japan), ZR500-7.5/8.6(CE,Japan), ZR500-10/10.4-Hot air (CE, Japan), ZR630-10/10.4(CE, Japan), ZR630-10/10.4-Hot air (CE, Japan), ZR750-10/10.4(CE, Japan)		
			ZR450-10/10.4(As,D), ZR500-7.5/8.6(As,D), ZR500-10/10.4(As,D), ZR630-7.5/8.6(As,D), ZR630-10/10.4(As,D), ZR630-10/10.4(CE, Japan), ZR750-10/10.4(CE, Japan),		0661 1000 32	1	ZR450-10/10.4(CE, Japan), ZR500-7.5/8.6- Hot air(CE,Japan), ZR500-10/10.4(CE, Japan), ZR630-7.5/8.6(CE,Japan), ZR630-7.5/8.6- Hot air(CE,Japan), ZR750-7.5/8.6(CE,Japan), ZR750-7.5/8.6- Hot air(CE,Japan), ZR750-10/10.4-Hot air (CE, Japan)		
5025	0605 8300 70	1	ZR750-10/10.4-Hot air (CE, Japan), Bushing ZR450-7.5/8.6(CE,Japan), ZR500-7.5/8.6(CE,Japan),		5035	1	Safety valve		

3

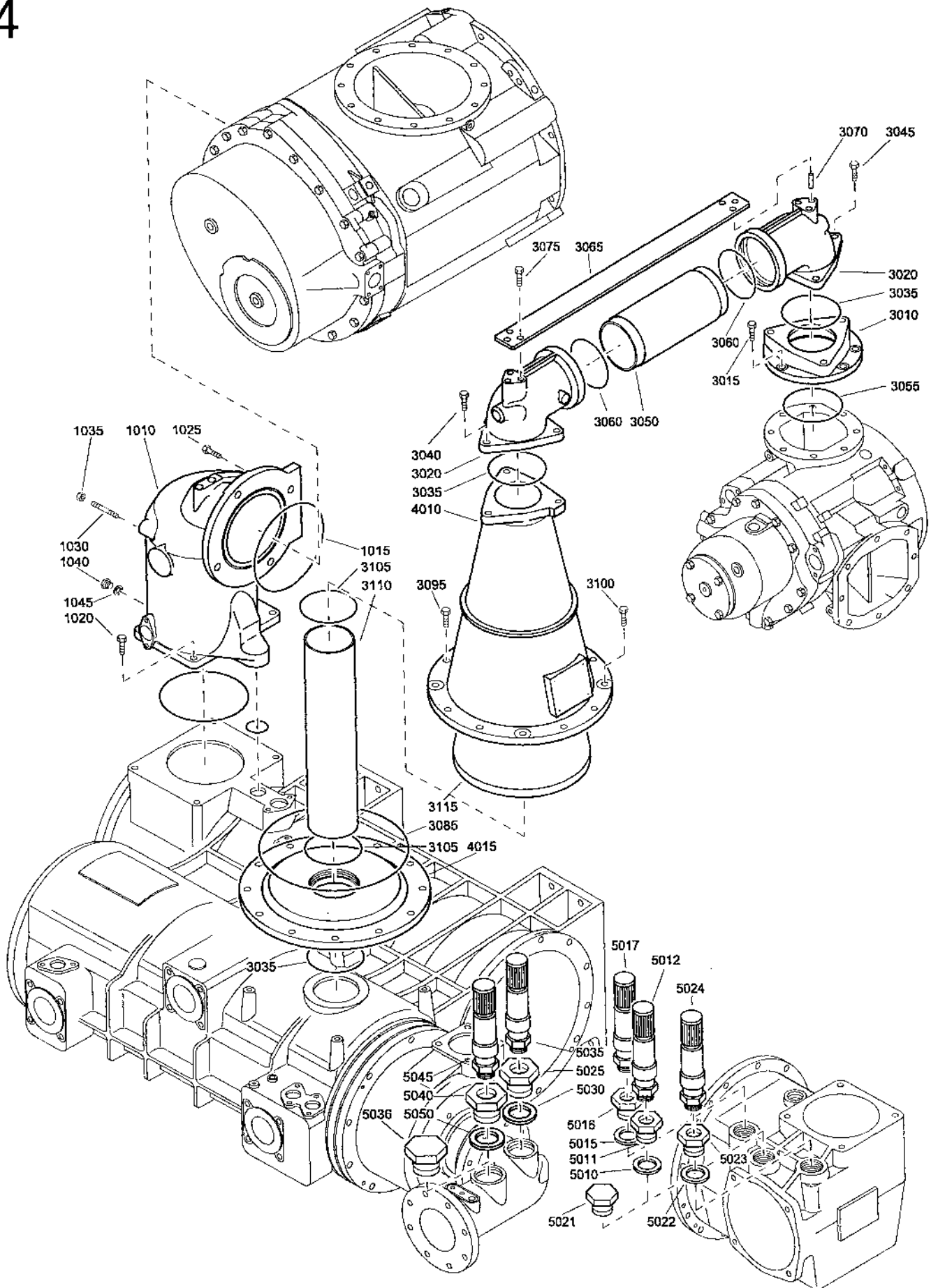


60467 02

Air flow - Full load / No load

Ref.	Part number	Qty	Name	Remarks	Ref.	Part number	Qty	Name	Remarks
	0832 1000 48		ZR450-7.5/8.6(CE,Japan), ZR500-7.5/8.6(CE,Japan), ZR500-10/10.4-Hot air(As,D), ZR630-10/10.4-Hot air(As,D), ZR750-10/10.4-Hot air(As,D)					ZR630-7.5/8.6(CE,Japan), ZR750-7.5/8.6(CE,Japan), ZR750-10/10.4-Hot air (CE, Japan)	
	0830 1005 72		ZR630-7.5/8.6(CE,Japan), ZR750-7.5/8.6(CE,Japan)		0605 8350 41			ZR450-7.5/8.6-Hot air(As,D) ZR450-10/10.4-Hot air(As,D), ZR500-7.5/8.6(As,D), ZR500-7.5/8.6-II hot air(As,D), ZR500-10/10.4-II hot air(As,D), ZR630-7.5/8.6(As,D), ZR630-7.5/8.6-II hot air(As,D), ZR630-10/10.4-II hot air(As,D), ZR750-7.5/8.6(As,D), ZR750-7.5/8.6-II hot air(As,D), ZR750-10/10.4(As,D), ZR750-10/10.4-II hot air(As,D)	
	0830 1005 74		ZR450-10/10.4(CE, Japan), ZR500-10/10.4(CE, Japan)						
	0830 1005 82		ZR630-10/10.4(CE, Japan), ZR750-10/10.4(CE, Japan)						
	0830 1005 43		ZR450-10/10.4(As,D), ZR750-7.5/8.6(As,D)						
	0830 1005 46		ZR500-7.5/8.6(As,D), ZR630-7.5/8.6(As,D), ZR750-10/10.4(As,D)		0605 8300 70			ZR630-7.5/8.6- II hot air(CE,Japan), ZR750-7.5/8.6- Hot air(CE,Japan)	
	0830 1005 45		ZR450-10/10.4(As,D), ZR500-10/10.4(As,D), ZR630-10/10.4(As,D)		5045	1		Safety valve	
	0830 1006 30		ZR450-7.5/8.6- Hot air(CE,Japan)		0832 1000 48			ZR500-10/10.4-Hot air(As,D), ZR630-10/10.4-Hot air(As,D), ZR750-10/10.4-Hot air(As,D)	
	0830 1006 09		ZR500-7.5/8.6- Hot air(CE,Japan), ZR630-7.5/8.6- Hot air(CE,Japan), ZR750-7.5/8.6- Hot air(CE,Japan)		0830 1005 72			ZR630-7.5/8.6(CE,Japan), ZR750-7.5/8.6(CE,Japan)	
	0830 1006 32		ZR450-10/10.4-Hot air (CE, Japan), ZR500-10/10.4-II hot air (CE, Japan), ZR630-10/10.4-II hot air (CE, Japan)		0830 1005 46			ZR500-7.5/8.6(As,D), ZR630-7.5/8.6(As,D), ZR750-7.5/8.6(As,D), ZR750-10/10.4(As,D)	
	0830 1006 28		ZR750-10/10.4-II hot air (CE, Japan)		0830 1006 09			ZR500-7.5/8.6- II hot air(CE,Japan)	
	0832 1000 44		ZR450-7.5/8.6-II hot air(As,D), ZR500-10/10.4-II hot air(As,D)		0830 1006 30			ZR630-7.5/8.6- II hot air(CE,Japan), ZR750-7.5/8.6- II hot air(CE,Japan)	
	0832 1001 08		ZR450-10/10.4-II hot air(As,D), ZR750-7.5/8.6-II hot air(As,D)		0830 1006 28			ZR750-10/10.4-II hot air (CE, Japan)	
5036	0686 3115 53	1	Plug		0832 1000 44			ZR450-7.5/8.6-II hot air(As,D), ZR450-10/10.4- II hot air(As,D), ZR750-7.5/8.6-II hot air(As,D)	
			ZR450-7.5/8.6(As,D), ZR450-7.5/8.6(CE,Japan), ZR450-7.5/8.6- Hot air(CE,Japan), ZR450-10/10.4(As,D), ZR450-10/10.4(CE, Japan), ZR450-10/10.4-Hot air (CE, Japan), ZR500-10/10.4(As,D), ZR500-7.5/8.6(CE,Japan), ZR500-10/10.4(CE, Japan), ZR500-10/10.4-Hot air (CE, Japan), ZR630-10/10.4(As,D), ZR630-10/10.4(CE, Japan), ZR630-10/10.4-II hot air (CE, Japan), ZR750-10/10.4(CE, Japan)		0832 1001 08			ZR500-10/10.4- Hot air(As,D), ZR630-10/10.4-Hot air(As,D)	
					5050	1		Seal washer	
					0661 1000 32			ZR500-7.5/8.6- Hot air(CE,Japan), ZR630-7.5/8.6(CE,Japan), ZR750-7.5/8.6(CE,Japan), ZR750-10/10.4-Hot air (CE, Japan)	
					0661 1000 33			ZR630-7.5/8.6- Hot air(CE,Japan), ZR750-7.5/8.6- II hot air(CE,Japan)	
5040	0605 8300 72	1	Bushing ZR500-7.5/8.6- Hot air(CE,Japan),						

4



Air flow - Continuous Capacity Control - Part 1 - 1)

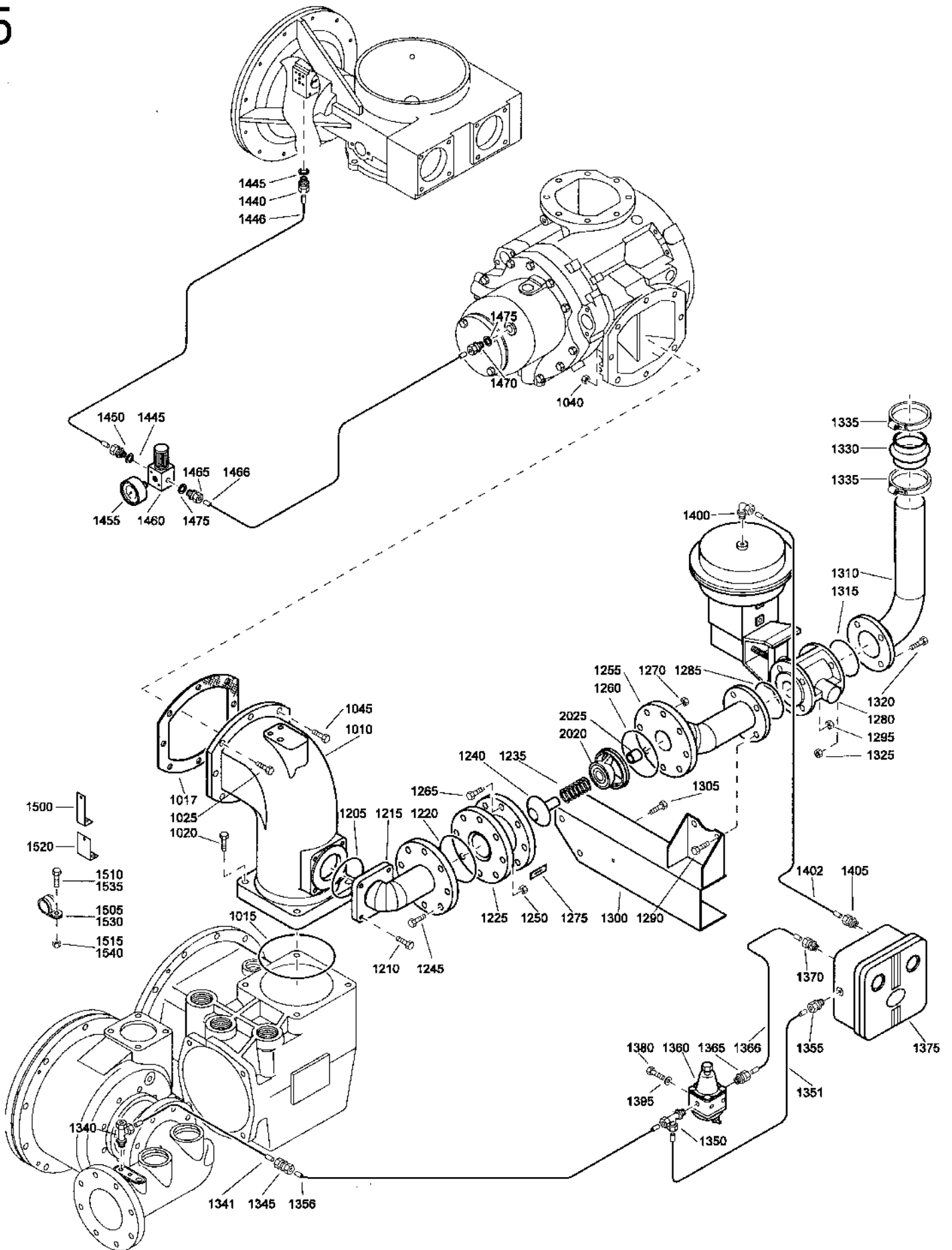
Ref.	Part number	Qty	Name	Remarks	Ref.	Part number	Qty	Name	Remarks
1010	1621 1617 00	1	Connection		5010	<<< >>>	1	Seal washer	2)
1015	0663 2106 95	1	O-ring		5011	<<< >>>	1	Bushing	2)
1020	0147 1478 03	4	Bolt		5012	<<< >>>	1	Safety valve	2)
1025	0147 1552 03	2	Bolt		5015	<<< >>>	1	Seal washer	2)
1030	0246 1956 28	2	Stud		5016	<<< >>>	1	Bushing	2)
1035	0266 2116 00	2	Nut		5017	<<< >>>	1	Safety valve	2)
1040	0686 3716 01	2	Plug		5021	<<< >>>	1	Plug	2)
1045	0661 1000 25	1	Seal washer		5022	<<< >>>	1	Seal washer	2)
3010	1621 6218 00	1	Adapter		5023	<<< >>>	1	Bushing	2)
3015	0211 1960 28	5	Cap screw		5024	<<< >>>	1	Safety valve	2)
3020	1621 6178 00	2	Pipe		5025	<<< >>>	1	Bushing	2)
3035	0663 2106 58	2	O-ring		5030	<<< >>>	1	Seal washer	2)
3040	0147 1479 03	5	Bolt		5035	<<< >>>	1	Safety valve	2)
3045	0147 1489 03	1	Bolt		5036	<<< >>>	1	Plug	2)
3050	1621 6179 00	1	Pipe		5040	<<< >>>	1	Bushing	2)
3055	0663 2106 97	1	O-ring		5045	<<< >>>	1	Safety valve	2)
3060	0663 2108 49	2	O-ring		5050	<<< >>>	1	Seal washer	2)
3065	1621 6022 02	1	Bracket						
3070	0101 1951 53	2	Pin						
3075	0147 1476 03	4	Bolt						
3085	0663 2106 98	1	O-ring						
3095	0147 1477 03	8	Bolt						
3100	0147 1485 03	4	Bolt						
3105	0663 2106 20	2	O-ring						
3110	1621 6361 00	1	Silencer insert						
3115	1621 6183 00	1	Glass wool						
	1621 6180 80	1	Silencer						
4010	1621 6180 08 •	1	Silencer						
4015	1621 6181 08 •	1	Flange						

1) Continuous capacity control / Ononderbroken debietsregeling / Kontinuerlig kapacitetsreglering / Stetige Liefermengenregelung / Contrôle continu du débit / Control continuo de la capacidad / Controllo continuo della portata / Kontinuerlig kapacitetsreglering / Controllo continuo de capacidade / Kontinuerlig kapasitetsreglering / Jatkuva kapasiteetin säätö

2) See "Air flow" / Zie "Luchtstroming" / Se "Luftflöde" / Siehe "Luftstrom" / Voir "Flux d'air" / Véase "Flujo de aire" / Vedere "Flusso d'aria" / Se "Luftflow" / Ver "Flujo de ar" / Se "Luftström" / Katso "Ilman virtaus"

Full load / No load

5

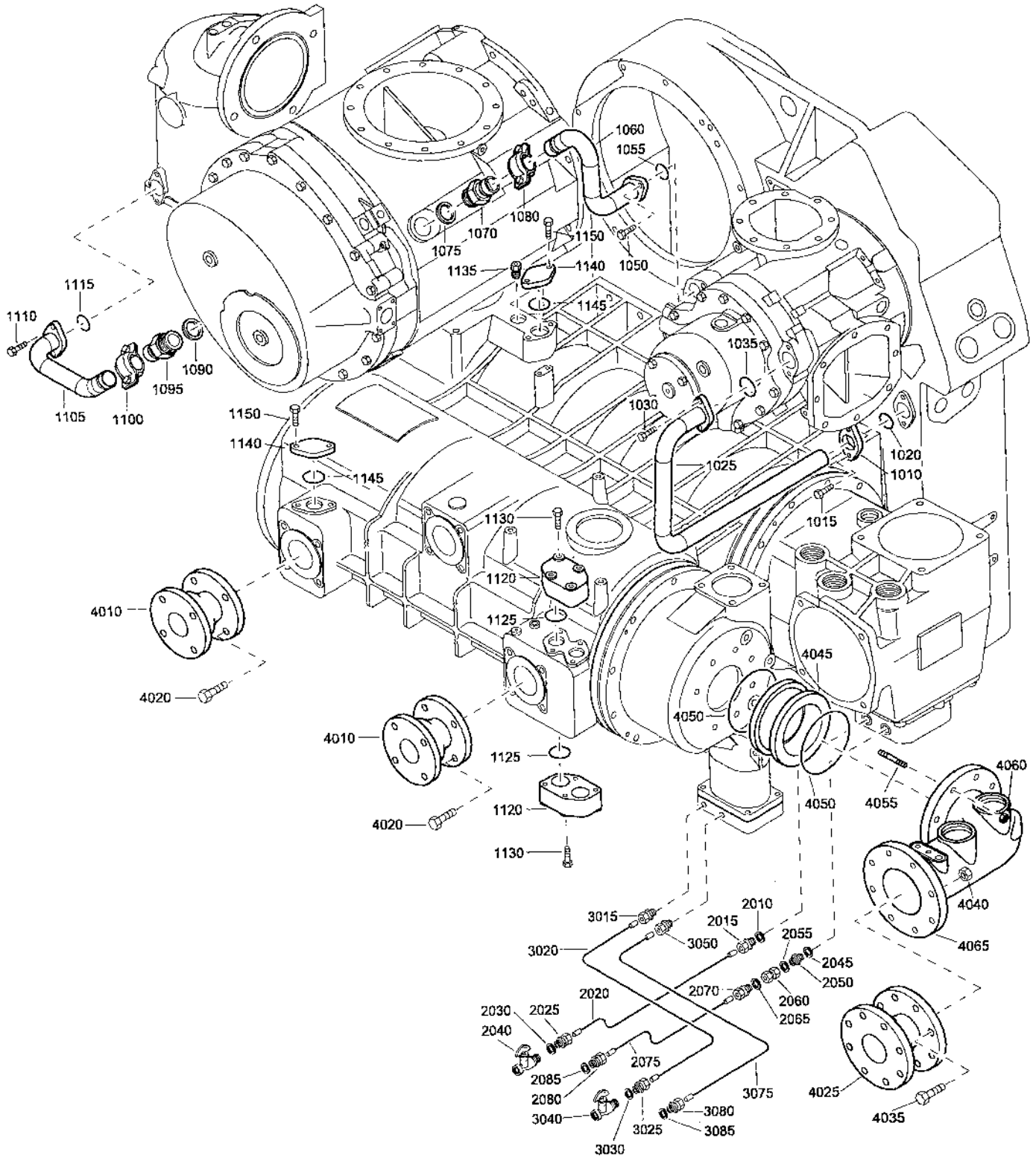


Air flow - Continuous Capacity Control - Part 2 - 1)

Ref.	Part number	Qty	Name	Remarks	Ref.	Part number	Qty	Name	Remarks
1010	1621 6174 01	1	Pipe		1360	1619 2794 00	1	Press regulator	
1015	0663 2108 59	1	O-ring		1365	0580 0013 09	1	Str.coupling	
1017	1202 9620 00	1	Gasket		1366	1621 6233 00	1	Pipe	
1020	0147 1479 03	4	Bolt		1370	0580 0013 09	1	Str.coupling	
1025	0147 1481 03	2	Bolt		1375	1619 2793 01	1	Press. controller	
1040	0266 2114 00	2	Nut		1380	0147 1340 03	2	Bolt	
1045	0147 1477 03	2	Bolt		1395	0301 2335 00	2	Washer	
1205	0663 2107 33	1	O-ring		1400	0580 0013 09	1	Str.coupling	
1210	0147 1402 03	4	Bolt		1402	1621 6355 00	1	Pipe	
1215	1621 6140 00	1	Pipe		1405	0580 0013 09	1	Str.coupling	
1220	0663 2106 20	1	O-ring		1440	0580 0400 06	1	Str.coupling	
1225	2252 6639 00	1	Valve scat		1445	0661 1000 25	2	Seal washer	
1235	2250 5579 00	1	Spring		1446	1621 6237 00	1	Pipe	
1240	2001 0217 00	1	Valve		1450	0580 0400 06	1	Str.coupling	
1245	0147 1481 03	8	Bolt		1455	9090 1172 00	1	Gauge	
1250	0266 2114 00	8	Nut		1460	9092 0033 01	1	Regulator	
1255	1621 6321 00	1	Pipe		1465	0580 0400 06	1	Str.coupling	
1260	0663 2106 20	1	O-ring		1466	1621 6356 00	1	Pipe	
1265	0147 1481 03	7	Bolt		1470	0580 0400 06	1	Str.coupling	
1270	0266 2114 00	7	Nut		1475	0661 1000 25	2	Seal washer	
1275	1079 9919 51	1	Label		1500	1621 6243 00	1	Bracket	
1280	1621 6142 02	1	Control valve		1505	1613 0801 02	1	Clamp	
1285	0663 3142 00	1	O-ring		1510	0147 1246 03	1	Bolt	
1290	0147 1481 03	4	Bolt		1515	0266 2108 00	1	Nut	
1295	0266 2114 00	4	Nut		1520	1621 6241 00	1	Bracket	
1300	1621 6145 00	1	Support		1530	1613 0801 05	1	Clamp	
1305	0147 1476 03	2	Bolt		1535	0147 1246 03	1	Bolt	
1310	1621 6143 00	1	Pipe		1540	0266 2108 00	1	Nut	
1315	0663 3142 00	1	O-ring			2001 0218 80	1	Housing	
1320	0147 1481 03	4	Bolt		2020	2001 0218 00 •	1	Guide valve	
1325	0266 2114 00	4	Nut		2025	2001 0225 00 •	1	Bush	
1330	1202 5796 00	1	Hump hose						
1335	0347 6131 00	2	Hose clip						
1340	0580 5404 00	1	Tee coupling						
1341	1621 6354 00	1	Pipe						
1345	0580 1404 00	1	Str.coupling						
1350	0580 4005 12	1	Pipe coupling						
1351	1621 6232 00	1	Pipe						
1355	0580 0013 09	1	Str.coupling						
1356	1621 6234 00	1	Pipe						

1) Continuous capacity control / Ononderbroken debietsregeling / Kontinuerlig kapacitetsreglering / Stetige Liefermengenregelung / Contrôle continu du débit / Control continuo de la capacidad / Controllo continuo della portata / Kontinuerlig kapacitetsreglering / Controllo continuo de capacidad / Kontinuerlig kapasitetsreglering / Jatkuva kapasiteetin säätö

6



Water system and drain connections - Without Energy Recovery

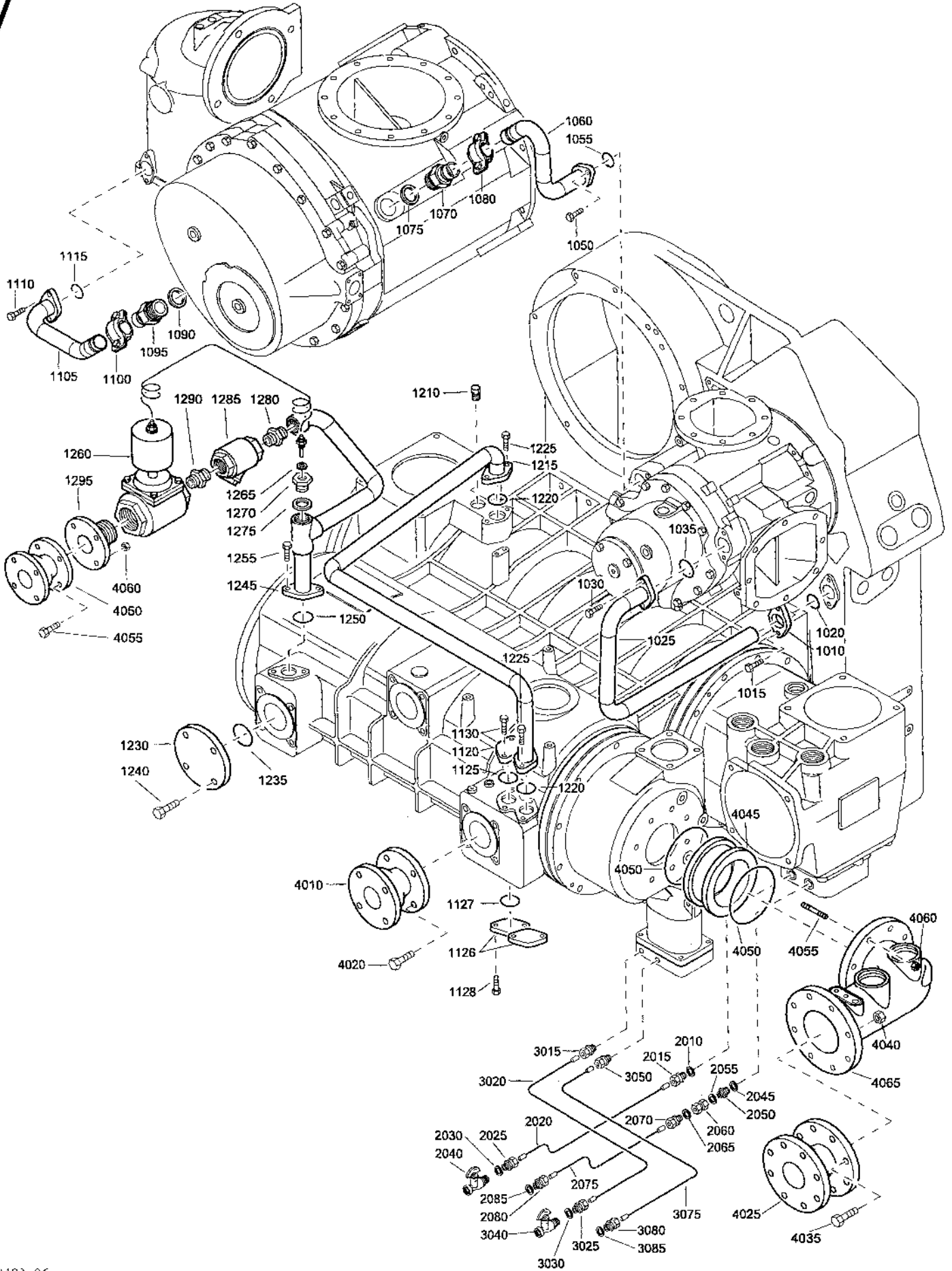
6

Ref.	Part number	Qty	Name	Remarks	Ref.	Part number	Qty	Name	Remarks
1010	1621 6054 00	1	Flange		2075	0070 6002 13	AR	Plastic tube	
1015	0147 1402 03	2	Bolt		2080	0581 0000 71	1	Pipe coupling	
1020	0663 2108 62	1	O-ring		2085	0661 1000 27	1	Seal washer	
1025	1621 6208 00	1	Pipe		3015	0581 1200 38	1	Pipe coupling	
1030	0211 1413 03	2	Cap screw		3020	0070 6002 13	AR	Plastic tube	
1035	0663 2108 08	1	O-ring		3025	0581 0000 71	1	Pipe coupling	
1050	0211 1413 03	2	Cap screw		3030	0661 1000 27	1	Seal washer	
1055	0663 2108 08	1	O-ring		3040	0852 0010 14	1	Ball valve	
1060	1621 6209 00	1	Pipe		3050	0581 1200 38	1	Pipe coupling	
1070	1621 1834 00	1	Nipple		3075	0070 6002 13	AR	Plastic tube	
1075	0661 1000 33	1	Seal washer		3080	0581 0000 71	1	Pipe coupling	
1080	0634 1000 20	1	Pipe coupling		3085	0661 1000 27	1	Seal washer	
	0634 1000 26 •	1	Gasket		4010		2	Compensator	
1090	0661 1000 33	1	Seal washer			1619 3120 00		DIN	
1095	1621 1834 00	1	Nipple			1621 3099 00		ANSI	
1100	0634 1000 20	1	Pipe coupling		4020	0147 1478 03	8	Bolt	
	0634 1000 26 •	1	Gasket		4025		1	Compensator	1)
1105	1621 1835 00	1	Pipe			1619 3120 03		DIN	
1110	0147 1402 03	2	Bolt			1621 6311 00		ANSI	
1115	0663 2108 08	1	O-ring		4035	0147 1482 03	8	Bolt	
1120	1621 6295 00	2	Connection		4040	0291 1114 00	8	Locknut	
1125	0663 2108 08	4	O-ring		4045	1621 1712 02	1	Check valve	
1130	0147 1410 03	8	Bolt			1621 1735 00 •	2	Plates	
1135	1621 6285 00	1	Nipple			2906 0540 00 •	1	Service kit	
1140	1621 1609 00	2	Flange		4050	0663 2108 94	2	O-ring	
1145	0663 2108 08	2	O-ring		4055	0246 1955 32	8	Stud	
1150	0147 1402 03	4	Bolt		4060	0266 2114 00	8	Nut	
2010	0661 1000 27	1	Seal washer		4065	1621 6337 01	1	Pipe	1)
2015	0581 0000 71	1	Pipe coupling						
2020	0070 6002 13	AR	Plastic tube						
2025	0581 0000 71	1	Pipe coupling						
2030	0661 1000 27	1	Seal washer						
2040	0852 0010 14	1	Ball valve						
2045	0661 1000 27	1	Seal washer						
2050	0603 4200 19	1	Hexagon nipple						
2055	0661 1000 27	1	Seal washer						
2060	8204 0940 34	1	Valve						
2065	0661 1000 27	1	Seal washer						
2070	0581 0000 71	1	Pipe coupling						

1) For "Hot air", see "Water separator parts" / Voor "Hot air", zie "Onderdelen van de waterafscheider" / För "Hot air", se "Vattenavskiljarensdelar" / Für "Hot air", siehe "Wasserabscheiderteile" / Pour "Hot air", voir "Composants du séparateur d'eau" / Para "Hot air", véase "Piezas del separador de agua" / Per "Hot air", vedere "Parti del separatore di condensa" / Vedr. "Hot air", se "Dele, vandseparator" / Peças "Hot air", ver "Peçass ao dreno de condensados" / For "Hot air", se "Vannutskillertildeler" / Osa "Hot air", katso "Vedenerottimen komponentit"

Without aftercooler - Hot air

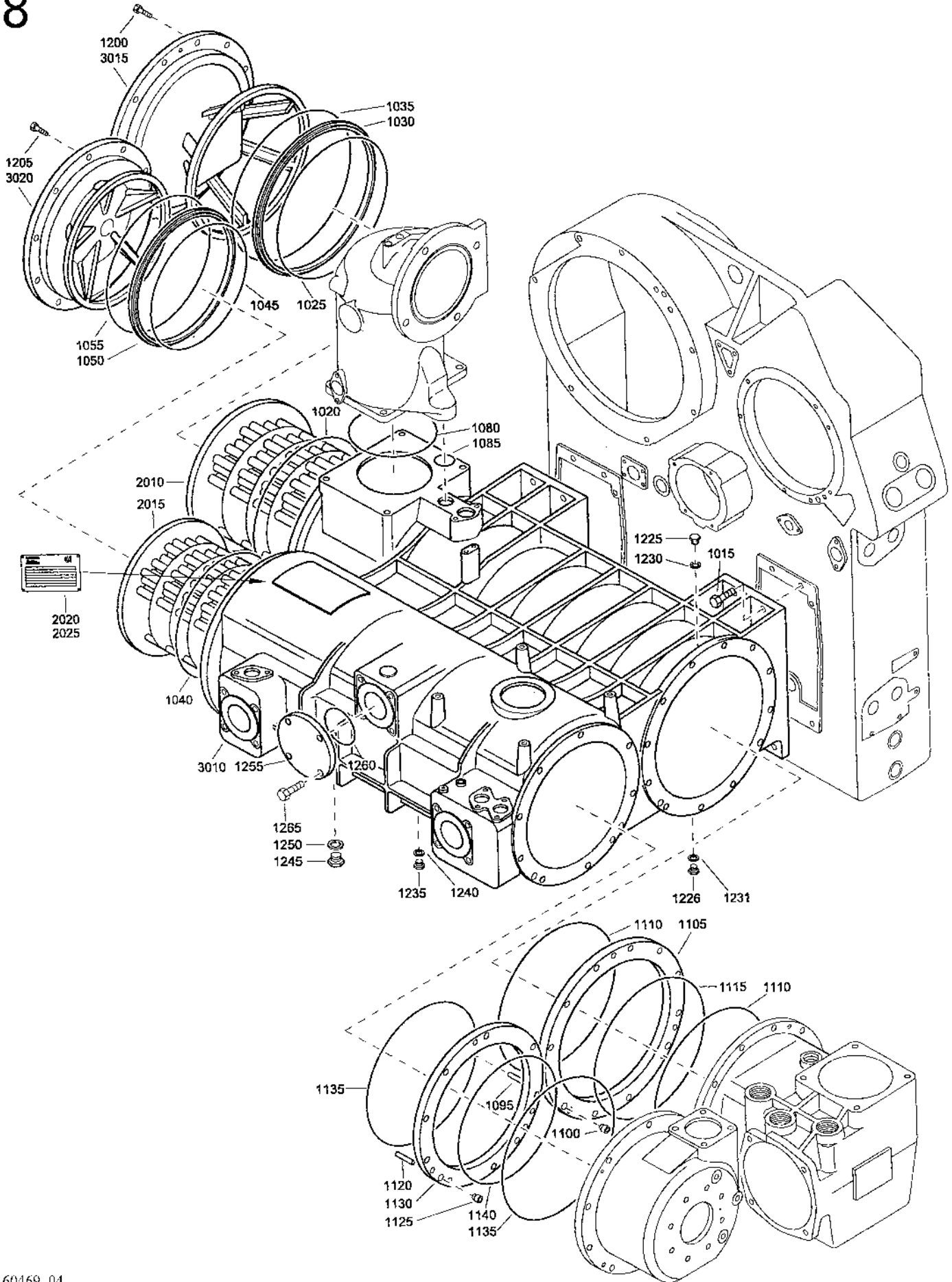
7



Water system and drain connections - With Energy Recovery

Ref.	Part number	Qty	Name	Remarks	Ref.	Part number	Qty	Name	Remarks
1010	1621 6054 00	1	Flange		2010	0661 1000 27	1	Seal washer	
1015	0147 1402 03	2	Bolt		2015	0581 0000 71	1	Pipe coupling	
1020	0663 2108 62	1	O-ring		2020	0070 6002 13	AR	Plastic tube	
1025	1621 6208 00	1	Pipe		2025	0581 0000 71	1	Pipe coupling	
1030	0211 1413 03	2	Cap screw		2030	0661 1000 27	1	Seal washer	
1035	0663 2108 62	1	O-ring		2040	0852 0010 14	1	Ball valve	
1050	0211 1413 03	2	Cap screw		2045	0661 1000 27	1	Seal washer	
1055	0663 2108 62	1	O-ring		2050	0603 4200 19	1	Hexagon nipple	
1060	1621 6209 00	1	Pipe		2055	0661 1000 27	1	Seal washer	
1070	1621 1834 00	1	Nipple		2060	8204 0940 34	1	Valve	
1075	0661 1000 33	1	Seal washer		2065	0661 1000 27	1	Seal washer	
1080	0634 1000 20	1	Pipe coupling		2070	0581 0000 71	1	Pipe coupling	
	0634 1000 26 •	1	Gasket		2075	0070 6002 13	AR	Plastic tube	
1090	0661 1000 33	1	Seal washer		2080	0581 0000 71	1	Pipe coupling	
1095	1621 1834 00	1	Nipple		2085	0661 1000 27	1	Seal washer	
1100	0634 1000 20	1	Pipe coupling		3015	0581 1200 38	1	Pipe coupling	
	0634 1000 26 •	1	Gasket		3020	0070 6002 13	AR	Plastic tube	
1105	1621 1835 00	1	Pipe		3025	0581 0000 71	1	Pipe coupling	
1110	0147 1402 03	2	Bolt		3030	0661 1000 27	1	Seal washer	
1115	0663 2108 08	1	O-ring		3040	0852 0010 14	1	Ball valve	
1120	1621 1609 00	1	Flange		3050	0581 1200 38	1	Pipe coupling	
1125	0663 2108 08	1	O-ring		3075	0070 6002 13	AR	Plastic tube	
1126	1621 1609 00	2	Flange		3080	0581 0000 71	1	Pipe coupling	
1127	0663 2108 08	2	O-ring		3085	0661 1000 27	1	Seal washer	
1128	0147 1402 03	4	Bolt		4010		1	Compensator	
1130	0147 1402 03	2	Bolt			1619 3120 00		DIN	
1210	1621 6125 00	1	Nipple			1621 3099 00		ANSI	
1215	1621 6322 00	1	Pipe		4020	0147 1478 03	4	Bolt	
1220	0663 2108 08	2	O-ring		4025		1	Compensator	
1225	0147 1402 03	4	Bolt			1619 3120 03		DIN	
1230	1621 6328 00	1	Flange			1621 6311 00		ANSI	
1235	0663 7145 00	1	O-ring		4035	0147 1482 03	8	Bolt	
1240	0147 1477 03	4	Bolt		4040	0291 1114 00	8	Locknut	
1245	1621 6123 00	1	Pipe		4045	1621 1712 02	1	Check valve	
1250	0663 2108 08	1	O-ring			1621 1735 00 •	2	Plates	
1255	0147 1402 03	2	Bolt			2906 0540 00 •	1	Service kit	
1260	1202 9231 00	1	Therm.valve		4050	0663 2108 94	2	O-ring	
	1202 9231 01 •	1	Service kit		4055	0246 1955 32	4	Stud	
	1202 9231 02 •	1	Membrane		4060	0266 2114 00	4	Nut	
1265	1619 6554 00	1	Capill. seal		4065	1621 6337 01	1	Pipe	
1270	0605 8525 01	1	Bushing		4070		1	Compensator	
1275	0661 1000 27	1	Seal washer			1621 6127 00		DIN	
1280	0603 4108 03	1	Hexagon nipple			1621 6155 00		ANSI	
1285	1619 7166 00	1	Filter		4075	0147 1480 03	4	Bolt	
1290	0603 4108 03	1	Hexagon nipple		4080	0291 1114 00	4	Locknut	
1295	1621 6122 00	1	Pipe						

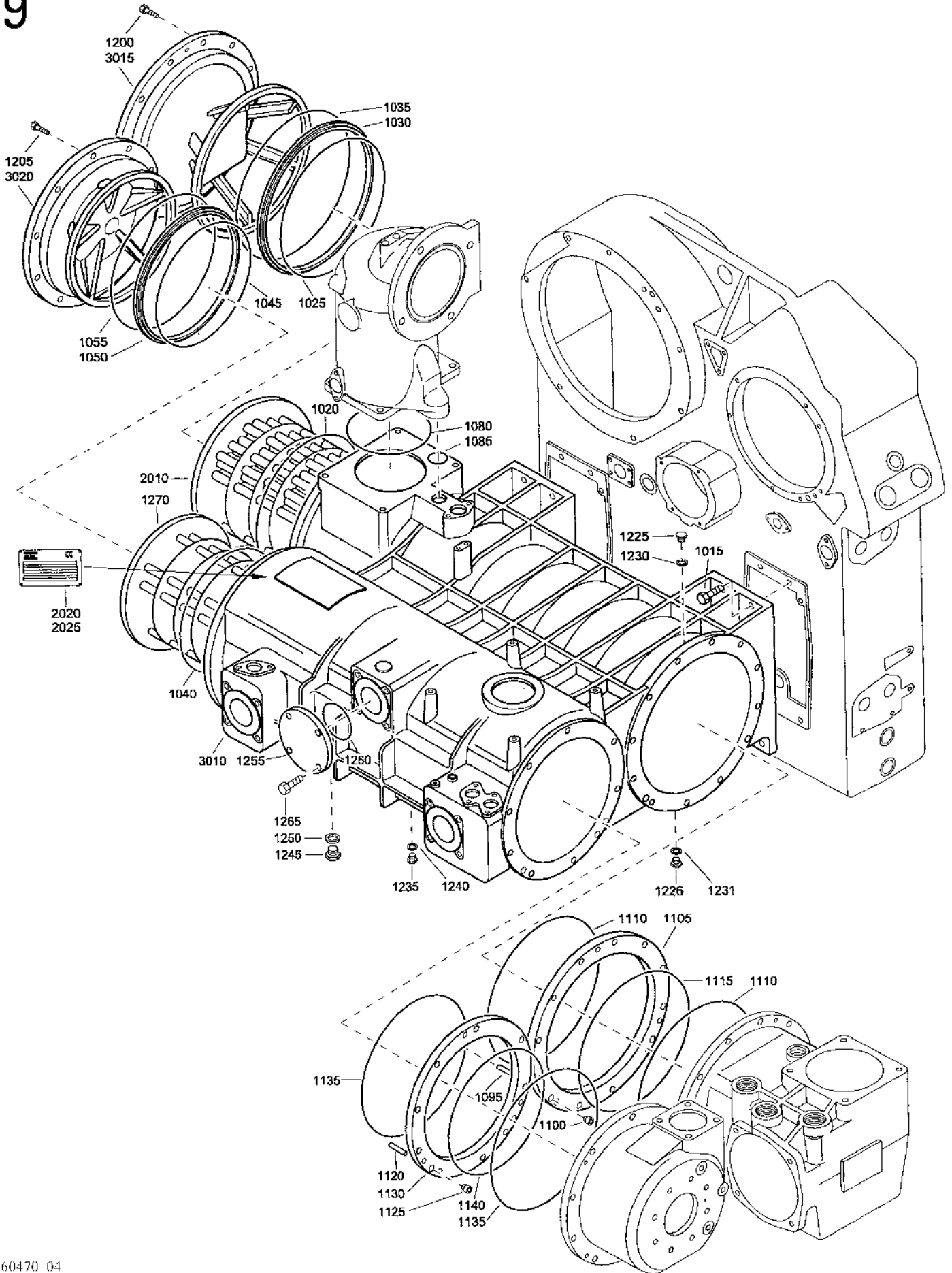
8



Coolers - With aftercooler

Ref.	Part number	Qty	Name	Remarks	Ref.	Part number	Qty	Name	Remarks
1015	0147 1479 03	8	Bolt		1255	1621 6217 00	1	Flange	
1020	0663 2107 02	1	O-ring		1260	0663 2107 33	1	O-ring	
1025	0663 2106 96	1	O-ring		1265	0147 1478 03	4	Bolt	
1030	1621 1789 00	1	Ring				1	Core & casing	
1035	0663 2106 96	1	O-ring			1621 6188 80		Sa(CE)	
1040	0663 2107 00	1	O-ring			1621 6188 82		As	
1045	0663 2107 01	1	O-ring			1621 6188 85		D	
1050	1621 6192 00	1	Ring		2010		• 1	Cooler core	
1055	0663 2107 01	1	O-ring			1621 1839 08		Sa(CE)	
1080	0663 2106 95	1	O-ring			1621 1839 02		As	
1085	0663 2108 08	1	O-ring			1621 1839 05		D	
1090	0663 2106 58	1	O-ring		2015		• 1	Cooler core	
1095	0101 1951 51	2	Pin			1621 6170 08		Sa(CE)	
1100	1621 3063 00	2	Ring			1621 6170 02		As	
1105	1621 1841 00	1	Ring			1621 6170 05		D	
1110	0663 2108 40	2	O-ring		2020		• 1	Data plate	
1115	0663 2108 43	1	O-ring			1621 3183 00		Sa(CE)	
1120	0101 1951 51	2	Pin			1614 8142 00		As	
1125	1621 3063 00	2	Ring		2025	0244 4184 00	• 4	Drive screw	
1130	1621 6000 00	1	Ring				• 1	Shell & cover	
1135	0663 2108 41	2	O-ring			1621 6189 80		Sa(CE)	
1140	0663 2108 44	1	O-ring			1621 6189 82		As	
1200		12	Bolt			1621 6189 85		D	
	0147 1962 35		As		3010		•• 1	Cooler shell	
	0147 1478 03		Sa(CE),D			1621 6188 08		Sa(CE)	
1205		10	Bolt			1621 6188 02		As	
	0147 1962 35		As			1621 6188 05		D	
	0147 1478 03		Sa(CE),D		3015		•• 1	Cover	
1225	0686 3716 01	2	Plug			1621 1790 08		Sa(CE)	
1226	0686 3716 01	2	Plug			1621 1790 02		As	
1230	0661 1000 25	2	Seal washer			1621 1790 05		D	
1231	0661 1000 25	2	Seal washer		3020		•• 1	Cover	
1235	0686 3716 02	1	Plug			1621 6189 08		Sa(CE)	
1240	0661 1000 27	1	Seal washer			1621 6189 02		As	
1245	0686 3716 10	2	Plug			1621 6189 05		D	
1250	0661 1000 32	2	Seal washer						

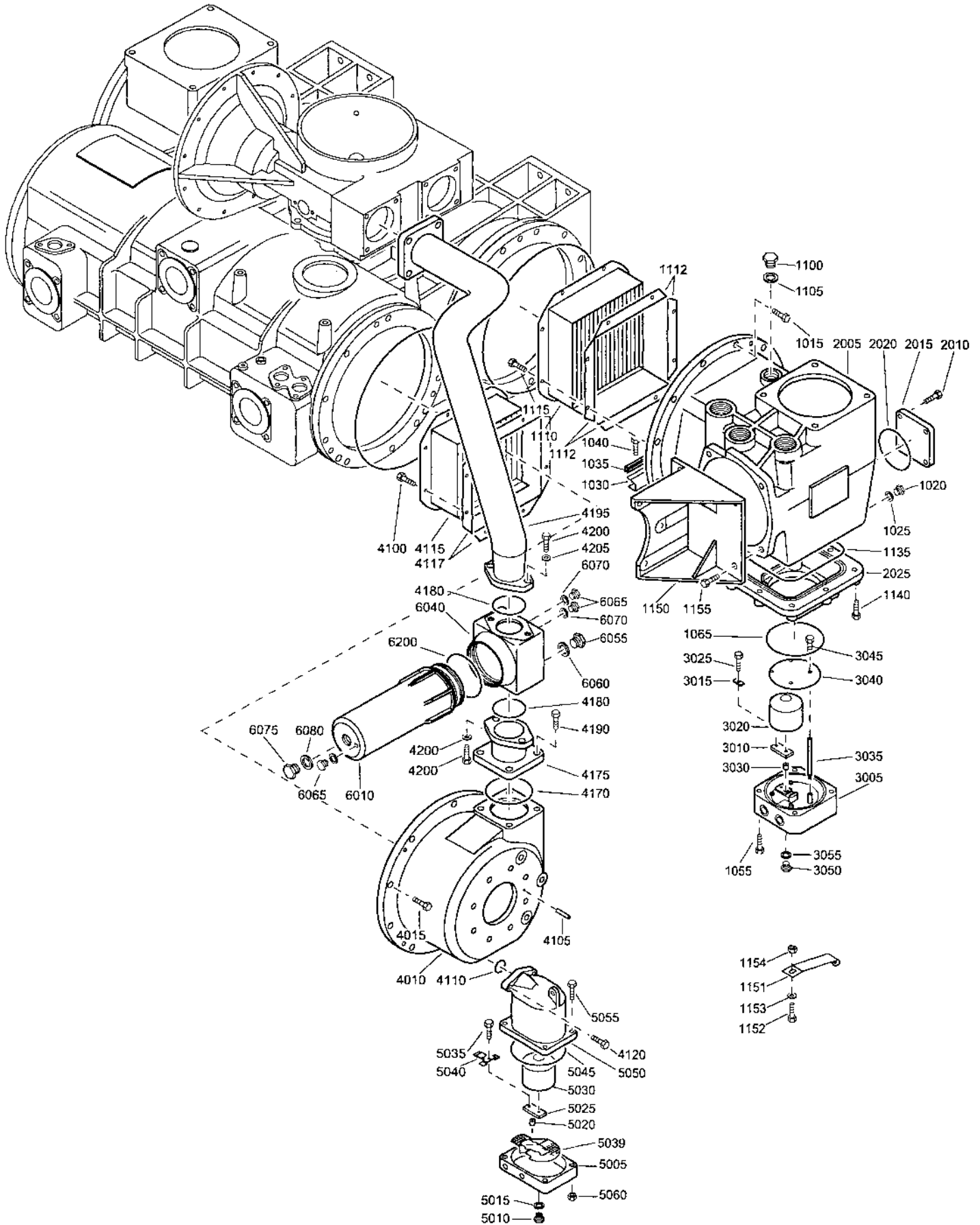
9



Coolers - Without aftercooler - Hot air

Ref.	Part number	Qty	Name	Remarks	Ref.	Part number	Qty	Name	Remarks
1015	0147 1479 03	8	Bolt		1250	0661 1000 32	2	Seal washer	
1020	0663 2107 02	1	O-ring		1255	1621 6217 00	1	Flange	
1025	0663 2106 96	1	O-ring		1260	0663 2107 33	1	O-ring	
1030	1621 1789 00	1	Ring		1265	0147 1478 03	4	Bolt	
1035	0663 2106 96	1	O-ring		1270	1621 6342 00	1	Cooler core	
1040	0663 2107 00	1	O-ring				1	Core & casing	
1045	0663 2107 01	1	O-ring			1621 6343 80		Sa(CE)	
1050	1621 6192 00	1	Ring			1621 6343 82		As	
1055	0663 2107 01	1	O-ring			1621 6343 85		D	
1080	0663 2106 95	1	O-ring		2010		• 1	Cooler core	
1085	0663 2108 08	1	O-ring			1621 1839 08		Sa(CE)	
1095	0102 0473 00	2	Pin			1621 1839 02		As	
1100	1621 3063 00	2	Ring			1621 1839 05			
1105	1621 1841 00	1	Ring		2020		• 1	Data plate	
1110	0663 2108 40	2	O-ring			1621 3183 00		Sa(CE),D	
1115	0663 2108 43	1	O-ring			1614 8142 00		As	
1120	0102 0473 00	2	Pin		2025	0244 4184 00	• 4	Drive screw	
1125	1621 3063 00	2	Ring				• 1	Shell & cover	
1130	1621 6000 00	1	Ring			1621 6189 80		Sa(CE)	
1135	0663 2108 41	2	O-ring			1621 6189 82		As	
1140	0663 2108 44	1	O-ring			1621 6189 85		D	
1200		12	Bolt		3010		•• 1	Cooler shell	
	0147 1962 35		As			1621 6188 08		Sa(CE)	
	0147 1478 03		Sa(CE),D			1621 6188 02		As	
1205		10	Bolt			1621 6188 05		D	
	0147 1962 35		As		3015		•• 1	Cover	
	0147 1478 03		Sa(CE),D			1621 1790 08		Sa(CE)	
1225	0686 3716 01	2	Plug			1621 1790 02		As	
1226	0686 3716 01	2	Plug			1621 1790 05		D	
1230	0661 1000 25	2	Seal washer		3020		•• 1	Cover	
1231	0661 1000 25	2	Seal washer			1621 6189 08		Sa(CE)	
1235	0686 3716 02	1	Plug			1621 6189 02		As	
1240	0661 1000 27	1	Seal washer			1621 6189 05		D	
1245	0686 3716 10	2	Plug						

10

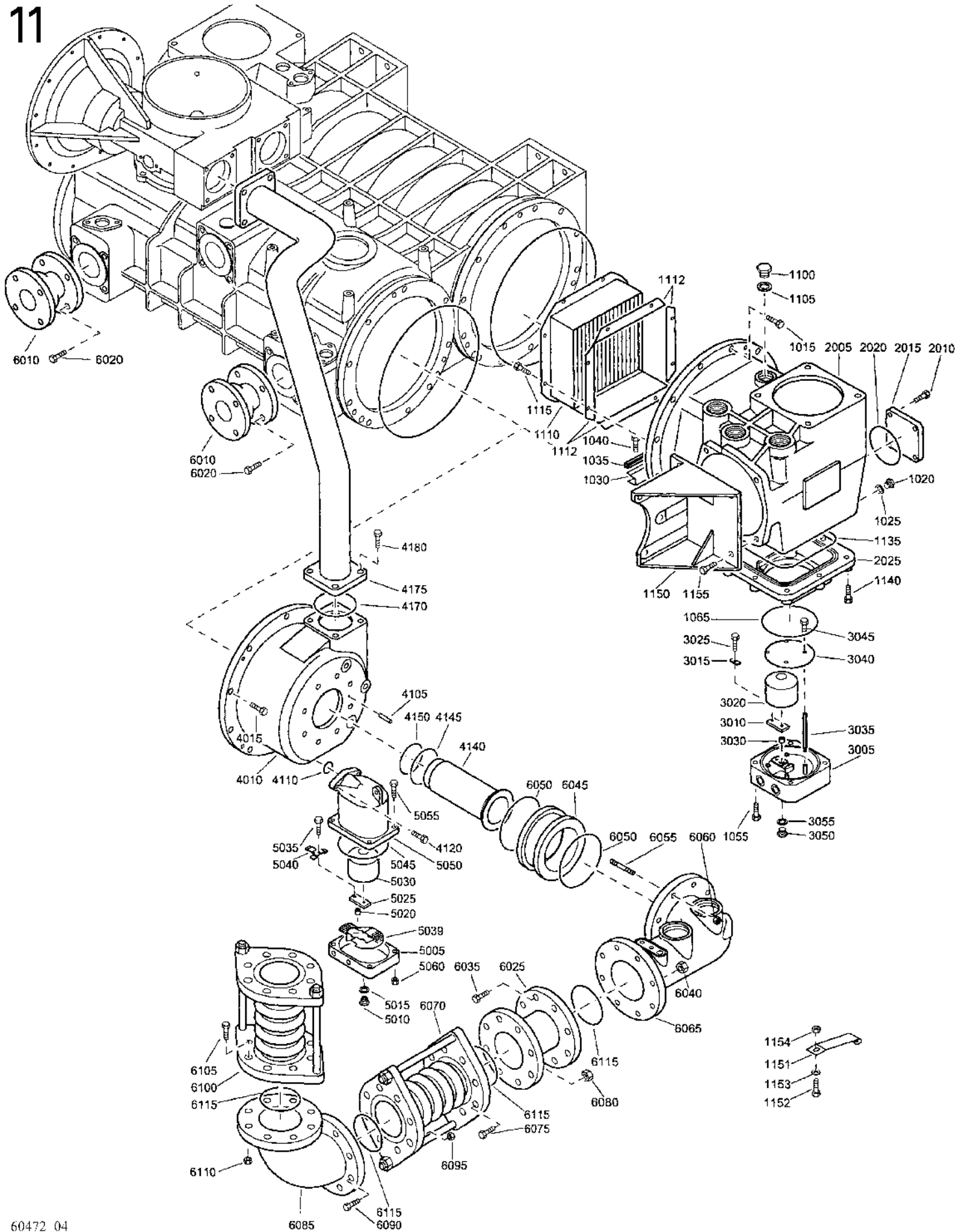


60471_04

Water separator parts - With aftercooler

Ref.	Part number	Qty	Name	Remarks	Ref.	Part number	Qty	Name	Remarks
1015	0147 1485 03	12	Bolt		3045	0147 1962 65	4	Bolt	
1020	0686 3716 02	1	Plug		3050	0686 3716 01	1	Plug	
1025	0661 1000 27	1	Seal washer		3055	0661 1000 25	1	Seal washer	
1030	1621 6423 00	1	Plate		4010		1	Vessel	
1035	1621 6425 00	AR	Seal			1621 6336 08		Sa(CE)	
1040	0147 1960 58	3	Bolt			1621 6336 02		As	
1055	0211 1403 03	4	Cap screw			1621 6336 05		D	
1065	0663 2107 31	1	O-ring		4015		9	Bolt	
1100	0686 3716 10	1	Plug			0147 1484 03		Sa(CE),D	
1105	0661 1000 32	1	Seal washer			0147 1962 37		As	
1110	1621 6408 00	1	Water separator		4100	0147 1960 58	8	Bolt	
1112	1621 6318 00	4	Seal		4105	0101 2274 00	1	Pin	
1115	0147 1960 58	8	Bolt		4110	0663 2107 82	1	O-ring	
1135	0663 2108 58	1	O-ring		4115	1621 6185 00	1	Water separator	
1140	0147 1962 33	10	Hexagon bolt		4117	1621 6317 00	4	Seal	
1150	1621 6222 00	1	Support		4120	0147 1363 03	2	Bolt	
1151	1621 6435 00	1	Bracket		4170	0663 2108 66	1	O-ring	
1152	0147 1363 03	2	Bolt		4175	1621 6400 00	1	Pipe	
1153	0301 2344 00	2	Washer		4180	0663 2107 94	2	O-ring	
1154	0266 2111 00	2	Nut		4190	0147 1476 03	4	Bolt	
1155	0147 1477 03	7	Bolt		4195	1621 6331 00	1	Pipe	
		1	Vessel		4200	0147 1478 03	8	Bolt	
	1621 6216 80		Sa(CE)		4205	0301 2378 00	4	Washer	
	1621 6216 82		As			1621 3177 81	1	Drain valve	
	1621 6216 85		D		5005	1621 3097 00	1	Valve base	
2005		1	Vessel		5010	0686 3716 01	1	Plug	
	1621 6216 08		Sa(CE)		5015	0661 1000 25	1	Seal washer	
	1621 6216 02		As		5020	1614 7735 00	1	Insert	
	1621 6216 05		D		5025	1202 3739 00	1	Membrane	
2010	0147 1402 03	4	Bolt		5030	1202 3825 00	1	Float	
2015		1	Cover		5035	0160 1244 01	1	Screw	
	1621 3059 00		Sa(CE),D		5039	1621 3746 00	1	Strainer	
	1621 3330 02		As		5040	1621 3747 00	1	Clamp	
2020	0663 2107 25	1	O-ring		5045	0663 2107 85	1	O-ring	
2025		1	Cover		5050	1621 3177 00	1	Valve housing	
	1621 6240 08		Sa(CE)		5055	0147 1371 03	4	Bolt	
	1621 6240 02		As		5060	0266 2111 00	4	Nut	
	1621 6240 05		D			1621 6319 80	1	Water separator	
	1621 3229 84	1	Valve base		6010	1621 6319 00	1	Bowl	
3005	1621 3229 01	1	Valve base		6040	1621 6326 00	1	Head	
3010	1202 3739 00	1	Membrane		6055	0686 3716 02	1	Plug	
3015	1202 3740 00	1	Clamp		6060	0661 1000 27	1	Seal washer	
3020	1202 3825 00	1	Float		6065	0686 3716 01	3	Plug	
3025	0147 1962 65	1	Bolt		6070	0661 1000 25	3	Seal washer	
3030	1202 4818 00	1	Insert		6075	0686 3716 07	1	Plug	
3035	1621 3236 00	4	Rod		6080	0661 1000 30	1	Seal washer	
3040	1621 6424 00	1	Plate		6200	0663 6147 00	1	O-ring	

11

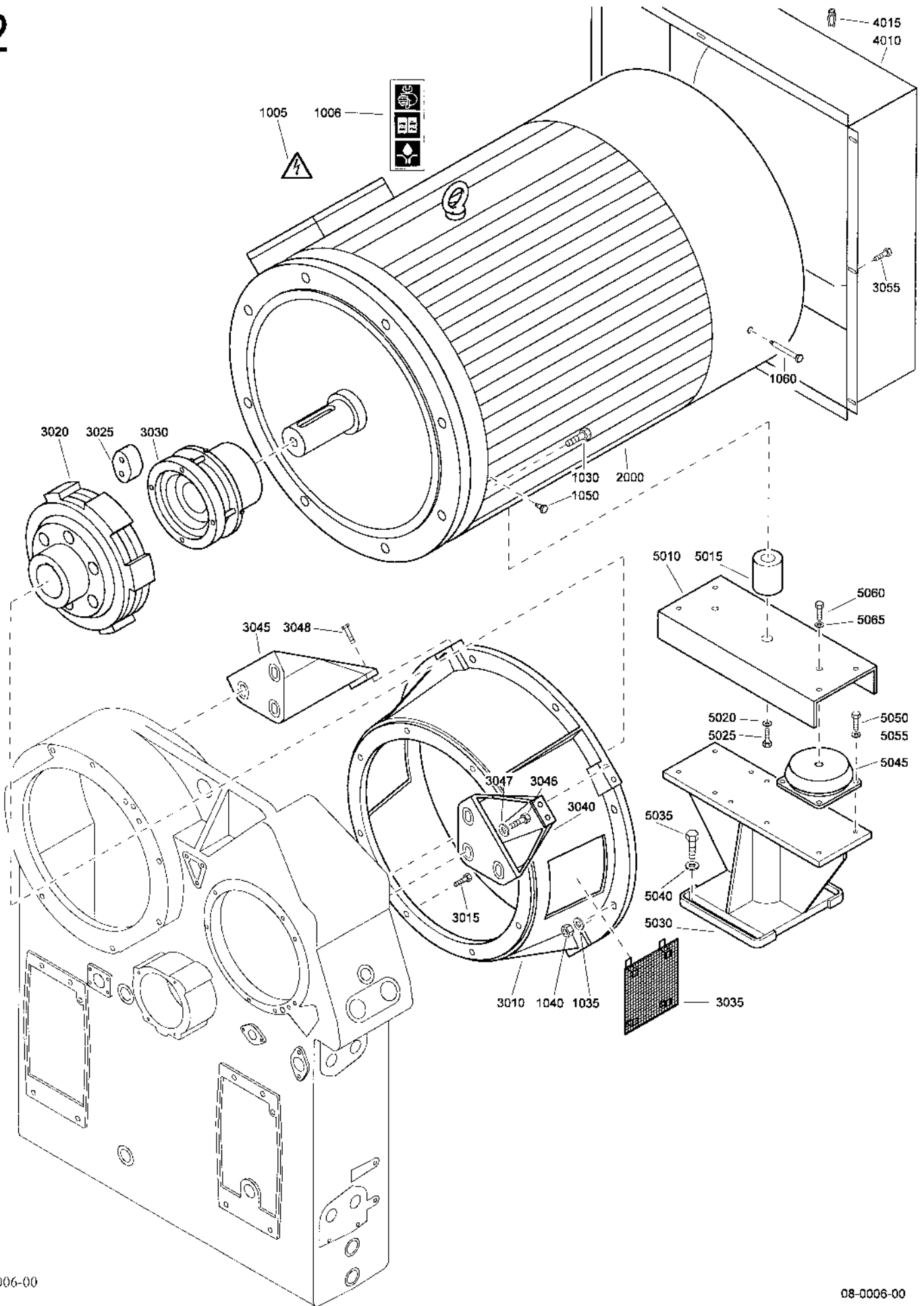


60472 04

Water separator parts - Without aftercooler - Hot air

Ref.	Part number	Qty	Name	Remarks	Ref.	Part number	Qty	Name	Remarks
1015	0147 1485 03	12	Bolt		4015		10	Bolt	
1020	0686 3716 02	1	Plug			0147 1484 03		Sa(CE),D	
1025	0661 1000 27	1	Seal washer			0147 1962 37		As	
1030	1621 6423 00	1	Plate		4105	0101 2274 00	1	Pin	
1035	1621 6425 00	AR	Seal		4110	0663 2107 82	1	O-ring	
1040	0147 1960 58	3	Bolt		4120	0147 1363 03	2	Bolt	
1055	0211 1403 03	4	Cap screw		4140	1621 6344 00	1	Pipe	
1065	0663 2107 31	1	O-ring		4145	0663 2107 40	1	O-ring	
1100	0686 3716 10	1	Plug		4150	0663 2107 33	1	O-ring	
1105	0661 1000 32	1	Seal washer		4170	0663 2108 66	1	O-ring	
1110	1621 6408 00	1	Water separator		4175	1621 6056 00	1	Pipe	
1112	1621 6318 00	4	Seal		4180	0147 1478 03	8	Bolt	
1115	0147 1960 58	8	Bolt			1621 3177 81	1	Drain valve	
1135	0663 2108 58	1	O-ring		5005	1621 3097 00	• 1	Valve base	
1140	0147 1962 33	10	Hexagon bolt		5010	0686 3716 01	• 1	Plug	
1150	1621 6222 00	1	Support		5015	0661 1000 25	• 1	Seal washer	
1151	1621 6435 00	1	Bracket		5020	1614 7735 00	• 1	Insert	
1152	0147 1363 03	2	Bolt		5025	1202 3739 00	• 1	Membrane	
1153	0301 2344 00	2	Washer		5030	1202 3825 00	• 1	Float	
1154	0266 2111 00	2	Nut		5035	0160 1244 01	• 1	Screw	
1155	0147 1477 03	7	Bolt		5039	1621 3746 00	• 1	Strainer	
		1	Vessel		5040	1621 3747 00	• 1	Clamp	
	1621 6216 80		Sa(CE)		5045	0663 2107 85	• 1	O-ring	
	1621 6216 82		As		5050	1621 3177 00	• 1	Valve housing	
	1621 6216 85		D		5055	0147 1371 03	• 4	Bolt	
2005		• 1	Vessel		5060	0266 2111 00	• 4	Nut	
	1621 6216 08		Sa(CE)		6010		2	Compensator	
	1621 6216 02		As			1619 3120 00		DIN	
	1621 6216 05		D			1621 3099 00		ANSI	
2010	0147 1402 03	• 4	Bolt		6020	0147 1478 03	8	Bolt	
2015		• 1	Cover		6025	1621 6349 00	1	Pipe	
	1621 3059 00		Sa(CE),D		6035	0147 1482 03	8	Bolt	
	1621 3330 02		As		6040	0291 1114 00	8	Locknut	
2020	0663 2107 25	• 1	O-ring		6045	1621 1712 02	1	Check valve	
2025		• 1	Cover			1621 1735 00	• 2	Plates	
	1621 6240 08		Sa(CE)			2906 0540 00	• 1	Service kit	
	1621 6240 02		As		6050	0663 2108 94	2	O-ring	
	1621 6240 05		D		6055	0246 1955 32	8	Stud	
	1621 3229 84	1	Valve base		6060	0266 2114 00	8	Nut	
3005	1621 3229 01	• 1	Valve base		6065	1621 6337 02	1	Pipe	
3010	1202 3739 00	• 1	Membrane		6070	1621 0177 06	1	Compensator	
3015	1202 3740 00	• 1	Clamp		6075	0147 1482 03	8	Bolt	
3020	1202 3825 00	• 1	Float		6080	0291 1114 00	8	Locknut	
3025	0147 1962 65	• 1	Bolt		6085	1621 6350 00	1	Bend	
3030	1202 4818 00	• 1	Insert		6090	0147 1482 03	8	Bolt	
3035	1621 3236 00	• 4	Rod		6095	0291 1114 00	8	Locknut	
3040	1621 6424 00	• 1	Plate		6100		1	Compensator	
3045	0147 1962 65	• 4	Bolt			1619 0177 06		DIN	
3050	0686 3716 01	• 1	Plug			1621 6271 03		ANSI	
3055	0661 1000 25	• 1	Seal washer		6105	0147 1482 03	8	Bolt	
4010		1	Vessel		6110	0291 1114 00	8	Locknut	
	1621 6176 05		Sa(CE)		6115	0663 2108 26	4	O-ring	
	1621 6176 02		As						
	1621 6176 05		D						

12

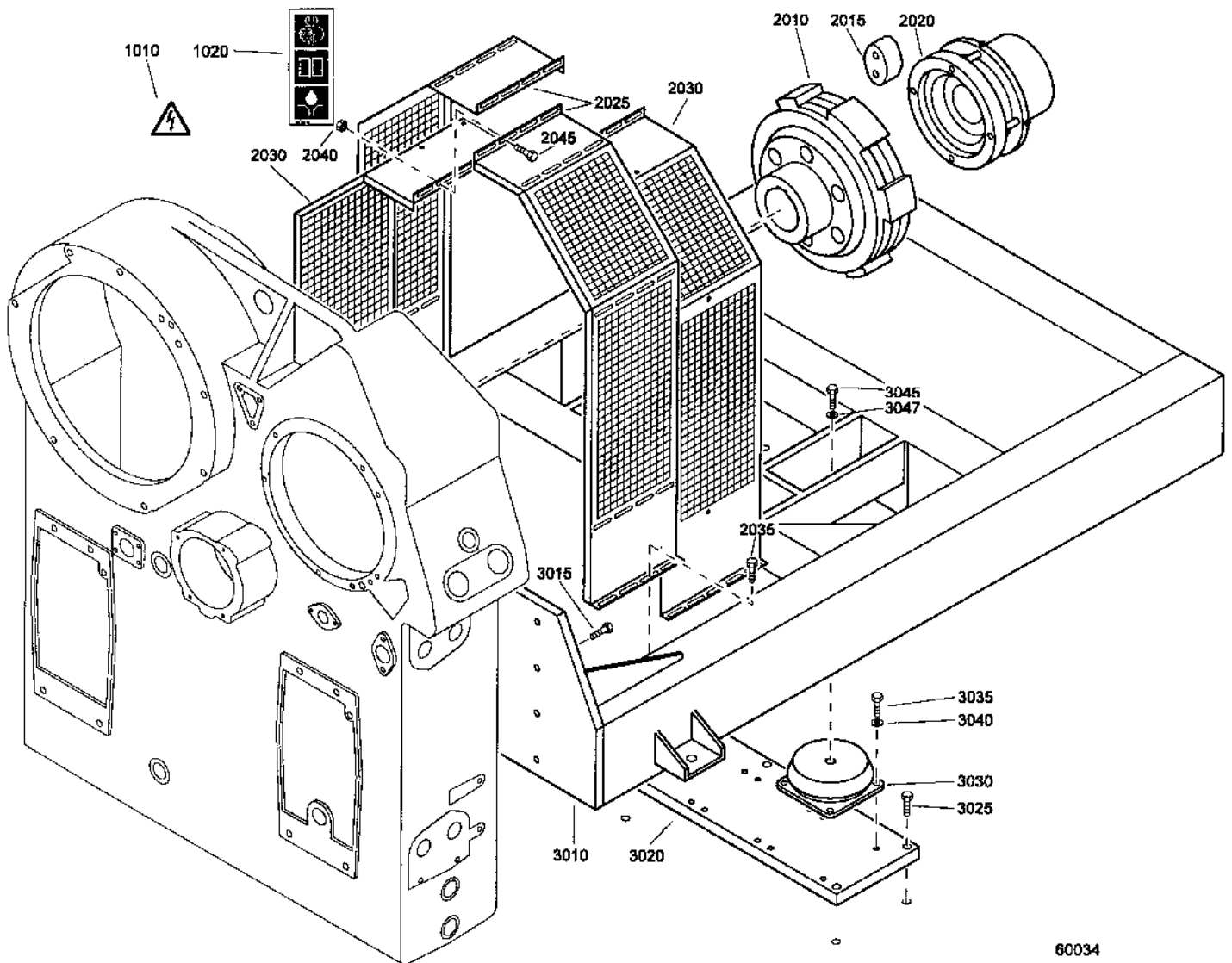


Drive arrangement E

Ref.	Part number	Qty	Name	Remarks	Ref.	Part number	Qty	Name	Remarks
1005	1088 1001 04	1	Warning mark		3030	1	Coupling half		
1006	1079 9901 29	1	Label			1621 1713 02		ZR450	
1030	0147 1557 03	8	Bolt			1621 1722 01		ZR500, ZR630	
1035	0301 2394 00	8	Washer			1621 6312 81		ZR750	
1040	0266 2116 00	8	Nut					Fitting bolt	
1050	1614 8130 00	1	Nipple			1619 6469 00	6	ZR450	
1060	1619 6032 05	1	Nipple			1619 6469 00	8	ZR500, ZR630, ZR750	
2000		1	Motor					Screw	
	1080 2945 51		Siemens LL3 350-4 ZR450 2.3kV/60Hz			1619 6468 00	6	ZR450	
	1080 2946 01		Siemens LL3 352-4 ZR450 3kV/50Hz		3035	1621 1673 00	2	Guard	
	1080 2945 63		Siemens LL3 350-4 ZR450 4.16kV/60Hz		3040	1621 6221 01	2	Support	
	1080 2946 11		Siemens LL3 352-4 ZR500 2.3kV/60Hz		3045	1621 6221 02	2	Support	
	1080 2946 21		Siemens LL3 352-4 ZR500 3kV/50Hz		3046	0302 1274 04	12	Washer	
	1080 2946 12		Siemens LL3 352-4 ZR500 3.3kV/50Hz		3047	0147 1481 03	12	Bolt	
	1080 2946 23		Siemens LL3 352-4 ZR500 3.3kV/50Hz		3048	0147 1479 03	8	Bolt	
	1080 2946 23		Siemens LL3 352-4 ZR500 3.3kV/50Hz		3055	1619 2766 00	8	Bolt	
	1080 2946 23		Siemens LL3 352-4 ZR500 3.3kV/50Hz			1621 6292 80		Cover	
	1080 2946 15		Siemens LL3 352-4 ZR500 4.16kV/60Hz			1621 6279 80		ZR450, ZR500 ZR630, ZR750	
	1080 2946 15		Siemens LL3 352-4 ZR500 4.16kV/60Hz		4010		1	Cover	
	1080 2946 15		Siemens LL3 352-4 ZR500 6kV/50Hz		4015	1619 6449 00	1	Seal	AR
	1080 2947 11		Siemens LL3 400-4 ZR630 2.3kV/60Hz		5010		1	Support	
	1080 2947 01		Siemens LL3 400-4 ZR630 3kV/50Hz			1621 1661 02		ZR450, ZR500	
	1080 2947 13		Siemens LL3 400-4 ZR630 4.16kV/60Hz			1621 6025 00		ZR630, ZR750	
	1080 2947 21		Siemens LL3 400-4 ZR750 2.3kV/60Hz			1621 1661 03		Excl. motor	
	1080 2948 01		Siemens LL3 402-4 ZR750 3kV/50Hz		5015		1	Spacer	
	1080 2947 23		Siemens LL3 400-4 ZR750 4.16kV/60Hz			1621 1691 05		ZR450, ZR500	
3010		1	Coupl.housing			1621 1691 01		ZR630, ZR750	
	1621 1500 01		ZR450, ZR500		5020		1	Washer	
	1621 1842 01		ZR630, ZR750			0301 2405 00	1	Excl. motor	
3015	0147 1483 03	8	Bolt			0301 2434 00	2	Others	
3020		1	Coupling half		5025		1	Bolt	
	1621 1718 01		ZR450			0147 1960 96		ZR450, ZR500	
	1621 1720 01		ZR500			0147 1961 55		ZR630, ZR750	
	1621 1720 03		ZR630			0147 1960 47		Excl. motor	
	1621 6313 81		ZR750		5030		1	Support	
			Fitting bolt			1621 1504 02		ZR450, ZR500	
	1619 6469 00	6	ZR450			1621 6210 00		ZR630, ZR750	
	1619 6469 00	8	ZR500, ZR630, ZR750			1621 6375 00		Excl. motor	
			Screw		5035	0147 1480 03	4	Bolt	
	1619 6470 00	6	ZR450		5040	0302 1274 04	4	Washer	
	1619 6470 00	8	ZR500, ZR630, ZR750		5045		2	Antivib.pad	
3025		1	Set rubbers			1612 5584 00		ZR450, ZR500, ZR630 Excl. motor, ZR750 Excl. motor	
	1619 6467 06		ZR450					ZR630 with motor, ZR750 with motor	
	1619 6467 08		ZR500, ZR630, ZR750		5050	0147 1401 03	8	Bolt	
					5055	0301 2358 00	8	Washer	
					5060	0147 1553 03	2	Bolt	
					5065	0300 0274 13	2	Washer	

13

Drive arrangement 1

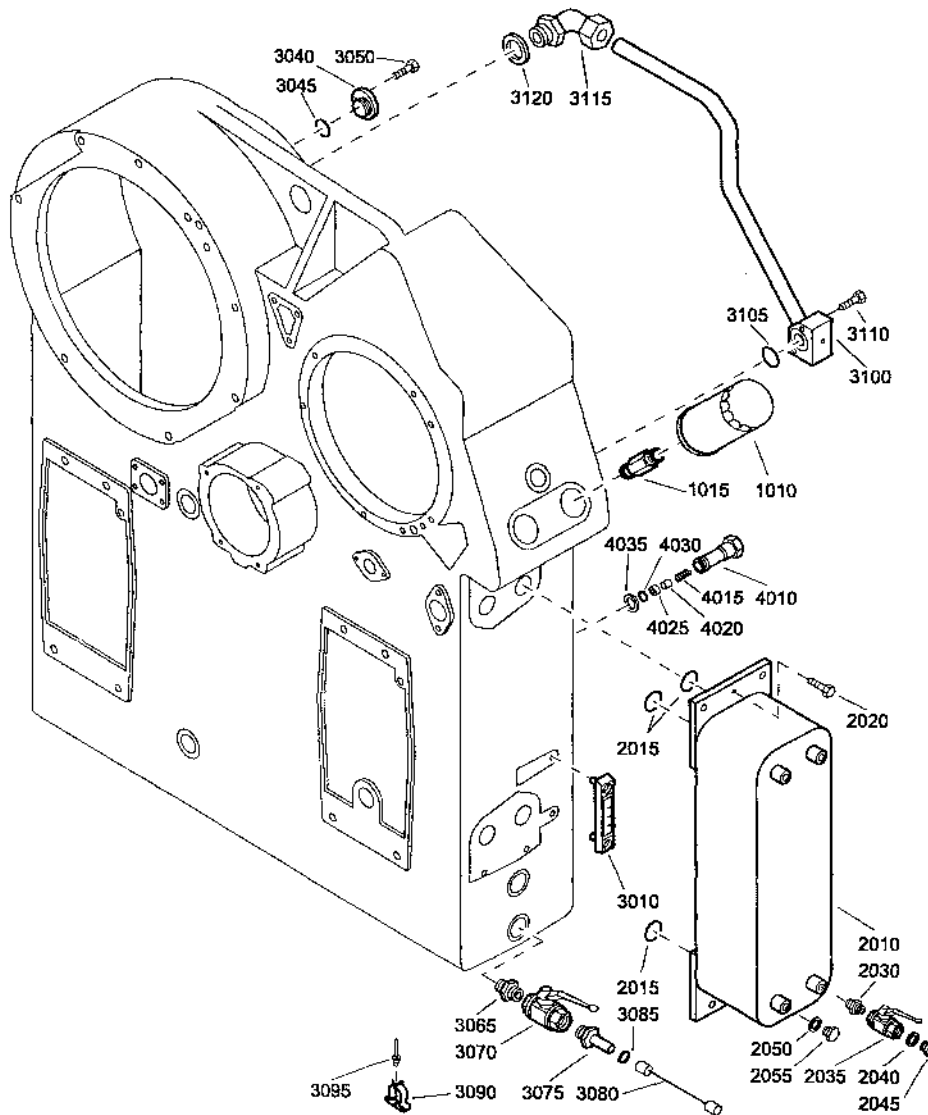


60034

60034

Ref.	Part number	Qty	Name	Remarks	Ref.	Part number	Qty	Name	Remarks
1005	1088 1001 04	1	Warning mark						
1006	1079 9901 29	1	Label						
2010	1621 1718 01	1	Coupling half						
	1621 1722 01		ZR450						
	1621 6312 81		ZR500, ZR630, ZR750/60Hz						
			ZR750/50Hz						
			Fitting bolt						
	1619 6469 00	6	ZR450						
	1619 6469 00	8	ZR500, ZR630, ZR750						
			Screw						
	1619 6468 00	6	ZR450						
	1619 6468 00	8	ZR500, ZR630, ZR750						
2015		1	Set rubbers						
	1619 6467 06		ZR450						
	1619 6467 08		ZR500, ZR630, ZR750						
2020	1621 1713 01	1	Coupling half						
	1621 1720 02		ZR450						
	1621 6313 83		ZR500, ZR630, ZR750/60Hz						
			ZR750/50Hz						
			Fitting bolt						
	1619 6469 00	6	ZR450						
	1619 6469 00	8	ZR500, ZR630, ZR750						
			Screw						
	1619 6470 00	6	ZR450						
	1619 6470 00	8	ZR500, ZR630, ZR750						
	2025	2	Coupling guard						
	2030	2	Coupling guard						
	2035	8	Bolt						
	2040	4	Nut						
	2045	16	Bolt						
	3010	1	Frame						
	3015	16	Bolt						
	3020	1	Plate						
	3025	6	Bolt						
	3030	2	Rubber damper						
	3035	8	Bolt						
	3040	8	Washer						
	3045	2	Bolt						
	3047	2	Washer						

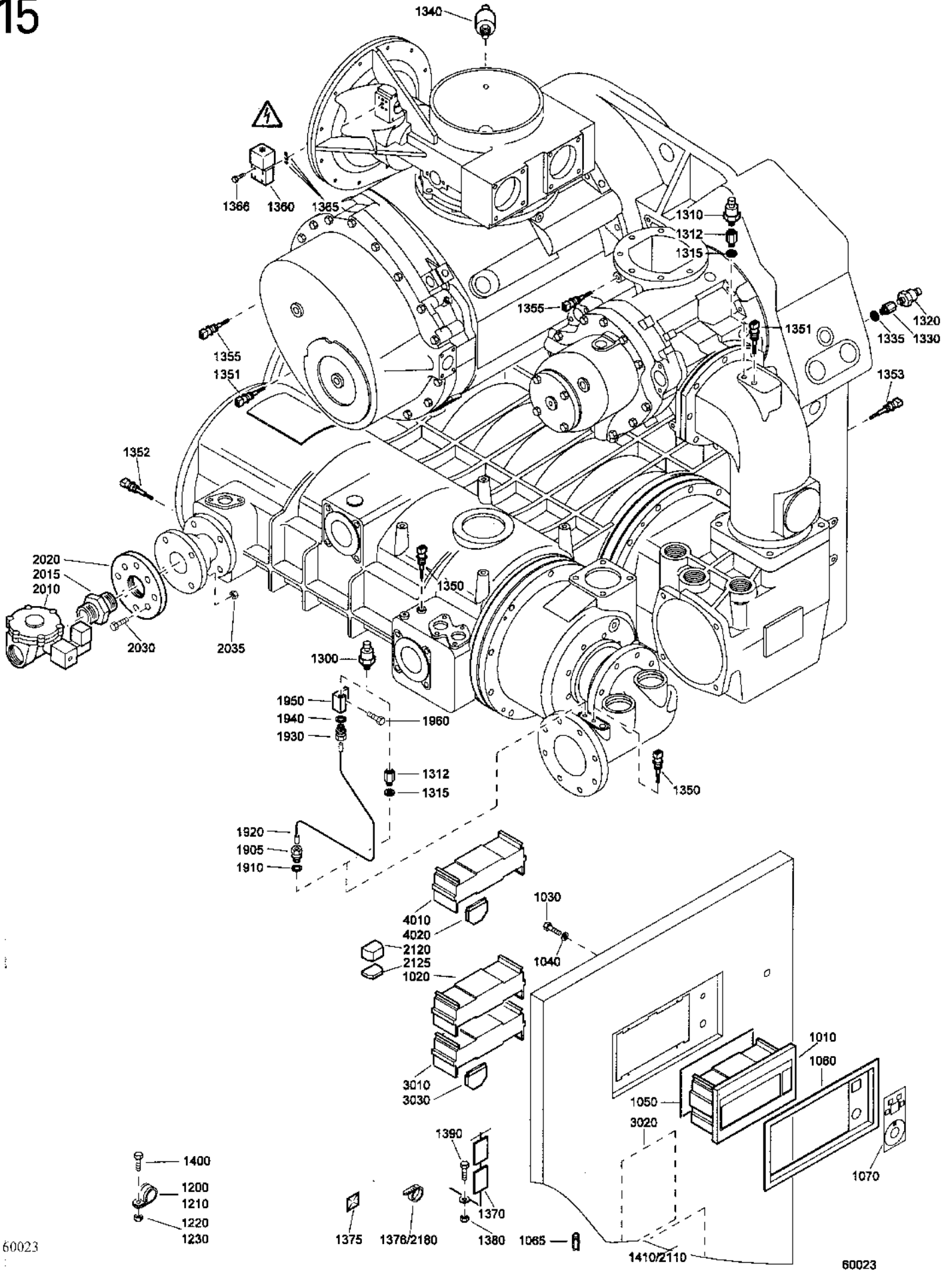
Oil system



60473_05

Ref.	Part number	Qty	Name	Remarks	Ref.	Part number	Qty	Name	Remarks
1010	1621 0270 00	2	Oil filter		3070	1619 6153 06	1	Ball valve	
1015	1621 0003 00	2	Nipple		3075	9000 0246 00	1	Hose nipple	
2010		1	Oil cooler		3080	0075 4005 52	AR	Hose	
	1621 6001 02		Energy Recovery		3085	0347 6109 00	1	Hose clip	
	1621 6001 03		Others		3090	1079 3461 01	1	Clamp	
2015	0663 2108 08	4	O-ring		3095	0129 3107 00	1	Blind rivet	
2020	0147 1401 03	4	Bolt		3100	1621 6226 00	1	Pipe	
2030	0603 5105 03	1	Hexagon nipple		3105	0663 2107 81	1	O-ring	
2035	8202 0310 04	1	Ball valve		3110	0147 1332 03	2	Bolt	
2040	0661 1000 25	1	Seal washer		3115	0580 2501 17	1	Pipe coupling	
2045	0686 3716 01	1	Plug		3120	0661 1000 30	1	Seal washer	
2050	0661 1000 27	3	Seal washer		4010		1	Plug	
2055	0686 3716 02	3	Plug			1621 6366 01		50 Hz	
3010	1621 6002 00	1	Level indicator			1621 6366 02		60 Hz	
3040	1621 6286 00	1	Cover		4015	1202 5180 00	1	Spring	
3045	0663 2102 64	1	O-ring		4020	1621 6099 00	1	Piston	
3050	0147 1362 03	1	Bolt		4025	1621 6101 00	1	Orifice	
3065	0603 5120 03	1	Hexagon nipple		4030	0335 2120 00	1	Circlip	
					4035	0661 1000 29	1	Seal washer	

15



60023

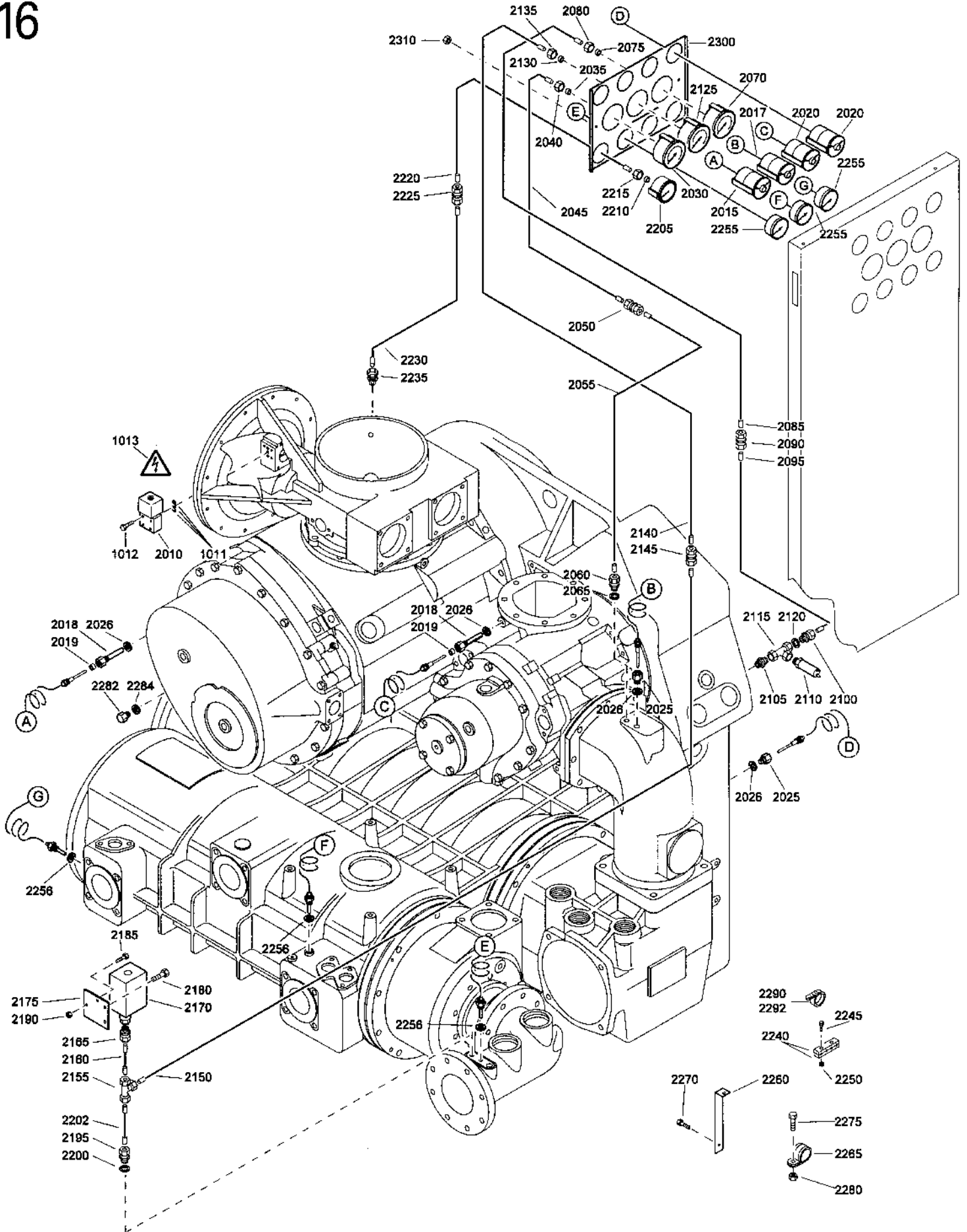
60023

Control module - Elektronikon

Ref.	Part number	Qty	Name	Remarks	Ref.	Part number	Qty	Name	Remarks
1010	1900 0701 23	1	Electr.regulat.		1950		1	Connection	
1020	1900 0701 45	1	Electr.regulat.		1621 6242 00		1	Hot air	
1030	0160 6059 00	2	Screw		1960		1	Bolt	
1040	0301 2318 00	2	Washer		1619 2766 00		1	Hot air	
1050	1503 2467 00	AR	Seal cord		2010 1089 0380 21		1	Solenoid valve	1)
1060	1614 8151 00	1	Cover		2015 0603 4150 12		1	Hexagon nipple	1)
1065	1619 2758 00	AR	Seal		2020 1621 6302 00		1	Flange	1)
1070	1614 8071 00	1	Label		2030 0147 1477 03		4	Bolt	1)
1200	0346 1000 19	2	Pipe clamp		2035 0291 1114 00		4	Locknut	1)
1210	1619 2861 08	1	Clamp		2110 1621 3643 00		1	Label	1)
1220	0266 2108 00	1	Nut		2120 1089 9277 02		1	Time relay	1)
1230	0266 2110 00	2	Nut		2125 1089 0506 09		1	Terminal	1)
1300	1089 0575 11	1	Pressure sensor		2180 1088 1301 02		20	Cable strip	1)
1310	1089 0575 12	1	Pressure sensor		3010 1900 0701 63		1	Module	2)
1312			Nipple		3020 1614 8522 00		1	Label	2)
	1621 0148 00	1	Hot air		3030 1088 0024 02		1	Connector	2)
	1621 0148 00	2	Others		4010 1900 0701 46		1	Electr.regul.	3)
1315	0661 1000 25	2	Seal washer		4020 1088 0024 02		1	Connector	3)
1320	1089 0575 16	1	Press.sensor						
1330	1621 0148 00	1	Nipple						
1335	0661 1000 25	3	Seal washer						
1340	1089 0575 03	1	Press.sensor						
1350	1089 0574 05	2	Temp. sensor						
1351	1089 0574 05	2	Temp. sensor						
1352	1089 0574 05	1	Temp. sensor						
1353	1089 0574 05	1	Temp. sensor						
1355	1089 0574 05	2	Temp. sensor						
1360	1089 0590 01	1	Solenoid valve						
1365	0663 2108 63	3	O-ring						
1366	0211 1251 03	4	Bolt						
1370	1621 6191 00	1	Wire harness						
1375	1088 1305 02	2	Push mount						
1376	1088 1301 02	20	Cable strip						
1380	0697 9807 00	2	Nut						
1390	1619 2766 00	11	Bolt						
1400	0147 1322 03	2	Bolt						
1410	1614 8164 00	1	Label						
1905		1	Straight coupling						
	0580 0014 44		Hot air						
1910		1	Seal washer						
	0661 1000 25		Hot air						
1920		1	Pipe						
	1621 6392 00		Hot air						
1930		1	Straight coupling						
	0580 0014 44		Hot air						
1940		1	Seal washer						
	0661 1000 25		Hot air						

- 1) For "Automatic water shut-off" / Voor "Automatische waterafsluiting" / För "Automatisk vattenavstängning" / Für "Automatische Wasserabsperrovorrichtung" / Pour "Fermeture d'eau automatique" / Para "Corte automático de agua" / Per "Scarico acqua automatico" / For "Automatisk afspærringsventil" / Para "Corte automático de circulação de água" / For "Automatisk vannavstenging" / Automaattinen veden sulku
- 2) For "Communication module - COM1" / Voor "Communicatiemodule - COM1" / Für "Kommunikationsmodul - COM1" / Für "Kommunikationsmodul - COM1" / Pour "Module de communication - COM1" / Para "Módulo de comunicación - COM1" / Per "Modulo di comunicazione - COM1" / For "Kommunikationsmodul - COM1" / Para "Módulo de comunicações - COM1" / For "Kommunikasjonsmodul - COM1" / "Tietoliikennemuoduli - COM1"
- 3) For "Expansion module - PT100" / Voor "Expansiemodule - PT100" / Für "Expansionsmodul - PT100" / Für "Erweiterungsmodul - PT100" / Pour "Module d'expansion - PT100" / Para "Módulo de expansión - PT100" / Per "Modulo di espansione - PT100" / For "Ekspansjonsmodul - PT100" / Para "Módulo de expansão - PT100" / For "Ekspansjonsmodul - PT100" / Malleissa "Laajennusmoduulia - PT100"

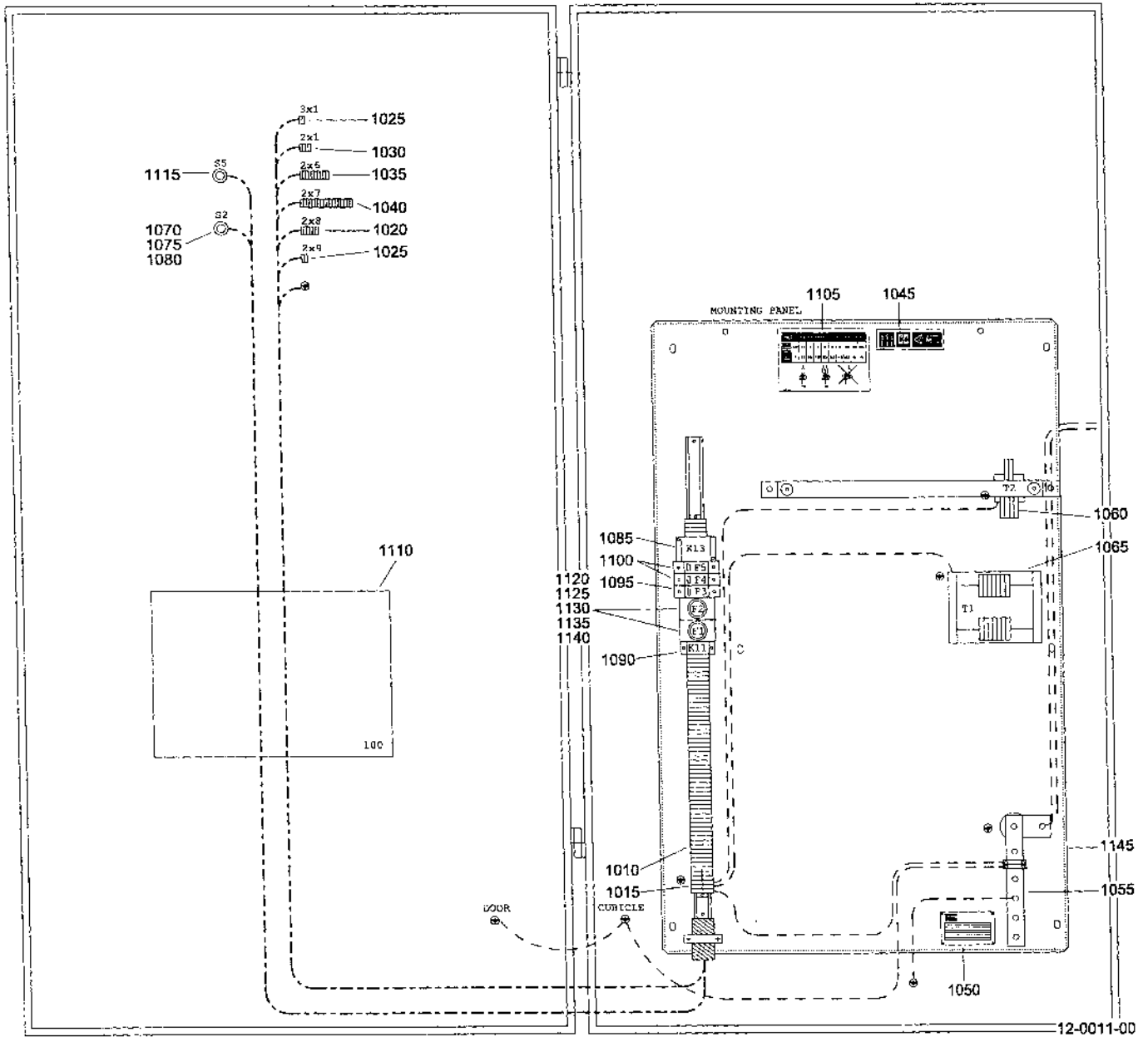
16



Control module - Electro-pneumatic

Ref.	Part number	Qty	Name	Remarks	Ref.	Part number	Qty	Name	Remarks
1011	0663 2108 63	3	O-ring		2150	1621 6371 00	1	Pipe	
1012	0211 1251 03	4	Bolt		2155	0580 4802 00	1	Tee coupling	
1013	1088 1001 01	1	Warning mark		2160	1621 6370 00	1	Pipe	
2010	1089 0590 01	1	Solenoid valve		2165	0580 0059 01	1	Coupling	
2015	1089 0502 30	1	Temp.switch		2170	1091 0394 01	1	Pressure switch	
2017	1089 0502 31	1	Temp.switch		2175	1621 3471 00	1	Support	
2018	2255 0223 00	2	Sleeve		2180	1619 2766 00	2	Bolt	
2019	2255 0564 00	2	Sleeve		2185	0147 1205 03	2	Bolt	
2020	1089 0502 05	2	Temp.switch		2190	0266 2107 00	2	Nut	
2025	1202 9405 00	2	Bushing		2195	0580 0014 44	1	Straight coupling	
2026	0661 1000 26	4	Seal washer		2200	0661 1000 25	1	Seal washer	
2030	1621 3465 01	1	Pressure gauge		2202	1621 6158 00	1	Pipe	
2035	0584 0022 00	1	Cutting ring		2205	1202 7542 00	1	Vacuum gauge	
2040	0584 2022 00	1	Nut		2210	0584 0022 00	1	Cutting ring	
2045	1621 6368 00	1	Pipe		2215	0584 2022 00	1	Nut	
2050	0580 1402 00	1	Str.coupling		2220	1621 6367 00	1	Pipe	
2055	1621 6160 00	1	Pipe		2225	0580 1402 00	1	Str.coupling	
2060	0580 0014 44	1	Straight coupling		2230	1621 6387 00	1	Pipe	
2065	0661 1000 25	1	Seal washer		2235	0580 0059 01	1	Coupling	
2070	1621 3465 02	1	Pressure gauge		2240	1621 3474 00	6	Clamp	
2075	0584 0022 00	1	Cutting ring		2245	0147 1326 03	6	Bolt	
2080	0584 2022 00	1	Nut		2250	0266 2110 00	6	Nut	
2085	1621 6162 00	1	Pipe		2255	1619 2841 00	3	Thermometer	
2090	0580 1402 00	1	Str.coupling		2256	0661 1000 26	3	Seal washer	
2095	1621 6369 00	1	Pipe		2260	1621 6241 00	1	Bracket	
2100	0580 0014 44	1	Straight coupling		2265	0346 1000 06	1	Pipe clamp	
2105	0603 4102 03	1	Hexagon nipple		2270	1619 2766 00	1	Bolt	
2110	1089 0606 01	1	Press.switch		2275	0147 1246 03	1	Bolt	
2115	0560 4401 10	1	Tee		2280	0266 2108 00	1	Nut	
2120	0661 1000 25	1	Seal washer		2282	0686 3716 30	1	Plug	
2125	1621 3465 03	1	Pressure gauge		2284	0661 1000 26	1	Seal washer	
2130	0584 0022 00	1	Cutting ring		2290	1088 1301 01	AR	Cable strip	
2135	0584 2022 00	1	Nut		2292	1088 1301 04	AR	Cable strip	
2140	1621 6163 00	1	Pipe		2300	1621 3462 00	1	Instrum.panel	
2145	0580 1402 00	1	Str.coupling		2310	0266 2108 00	2	Nut	

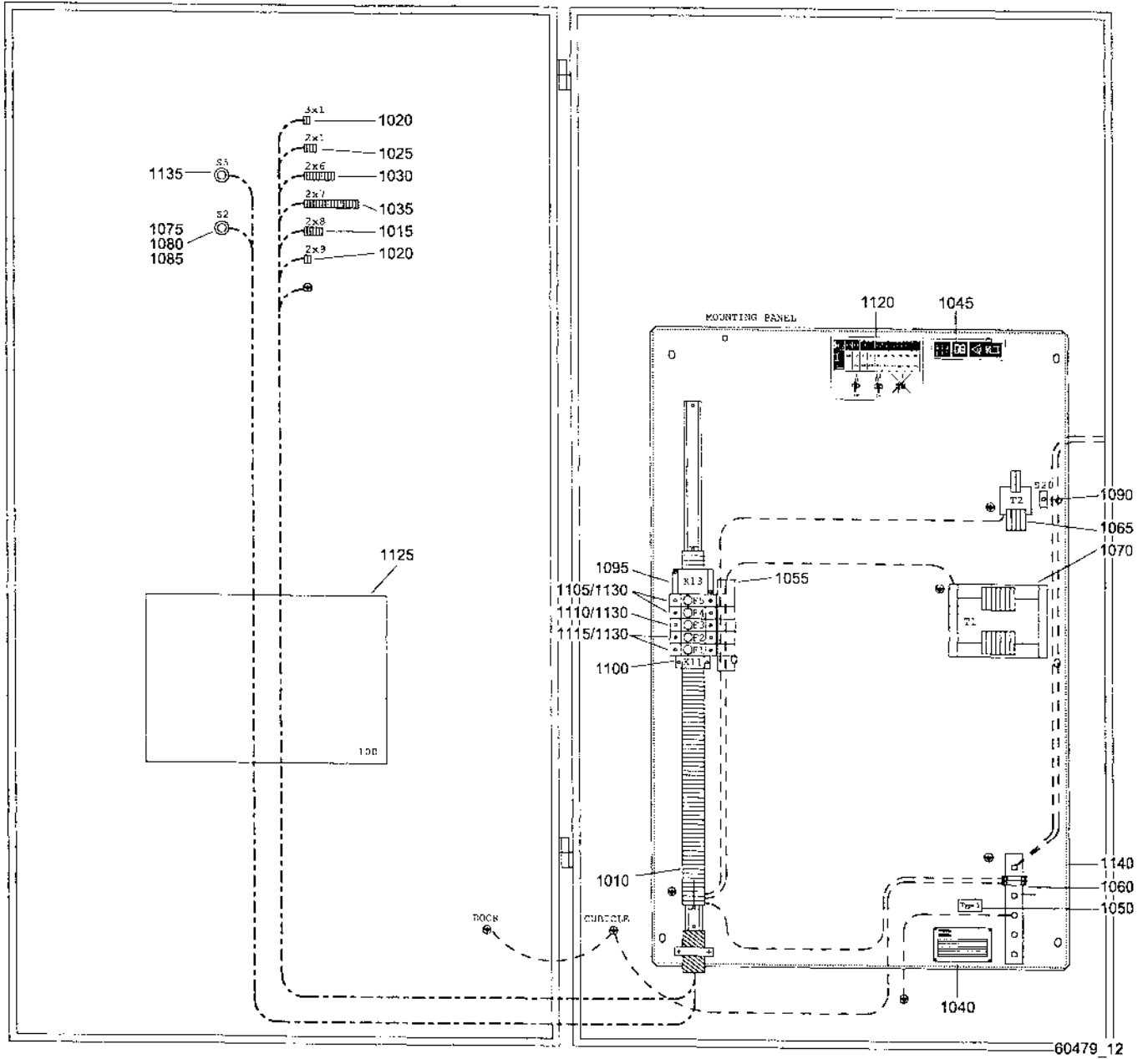
17



Start cubicle, empty (with regulator)

Ref.	Part number	Qty	Name	Remarks	Ref.	Part number	Qty	Name	Remarks
	1900 0322 36	1	Cubicle		1075	1089 0362 40 •	1	Contactblock 2NC	
			Japan		1080	1089 0362 41 •	1	Contactblock INC	
	1900 0322 26		50Hz		1085	•	1	Relay	
1010	1089 0506 09 •	47	Terminal			1089 9300 08		Japan	
1015	1089 0506 10 •	4	Terminal			1089 9146 02		50Hz	
1020	1088 0000 06 •	1	Connector		1090	1089 9388 01 •	1	Relay	
1025	1088 0024 02 •	2	Connector		1095	1089 9203 11 •	1	Circuit breaker	
1030	1088 0024 04 •	1	Connector		1100	1089 9203 04 •	2	Circuit breaker	
1035	1088 0024 10 •	1	Connector		1105	1079 9906 09 •	1	Label	
1040	1088 0024 18 •	1	Connector		1110	•	1	Service diagram	
1045	1079 9901 68 •	1	Label			9823 1085 05		Japan	
1050	1613 6639 00 •	1	Data plate			9823 1085 01		50Hz	
1055	1900 0003 02 •	1	Earth rail		1115	1089 9082 21 •	1	Key switch	
1060	1089 9136 15 •	1	Transfo		1120	1619 3332 00 •	2	Fuse	
1065	•	1	Transfo		1125	1089 9325 03 •	2	Fuse holder	
	1089 9136 80		Japan		1130	1089 9325 27 •	2	Calibr.screw	
	1089 9136 14		50Hz		1135	1089 9325 52 •	2	Holder screw	
1070	1089 0362 39 •	1	Emerg. stop push button		1140	1089 9325 75 •	2	Holder protection	
					1145	1621 3190 00 •	1	Mounting plate	

18



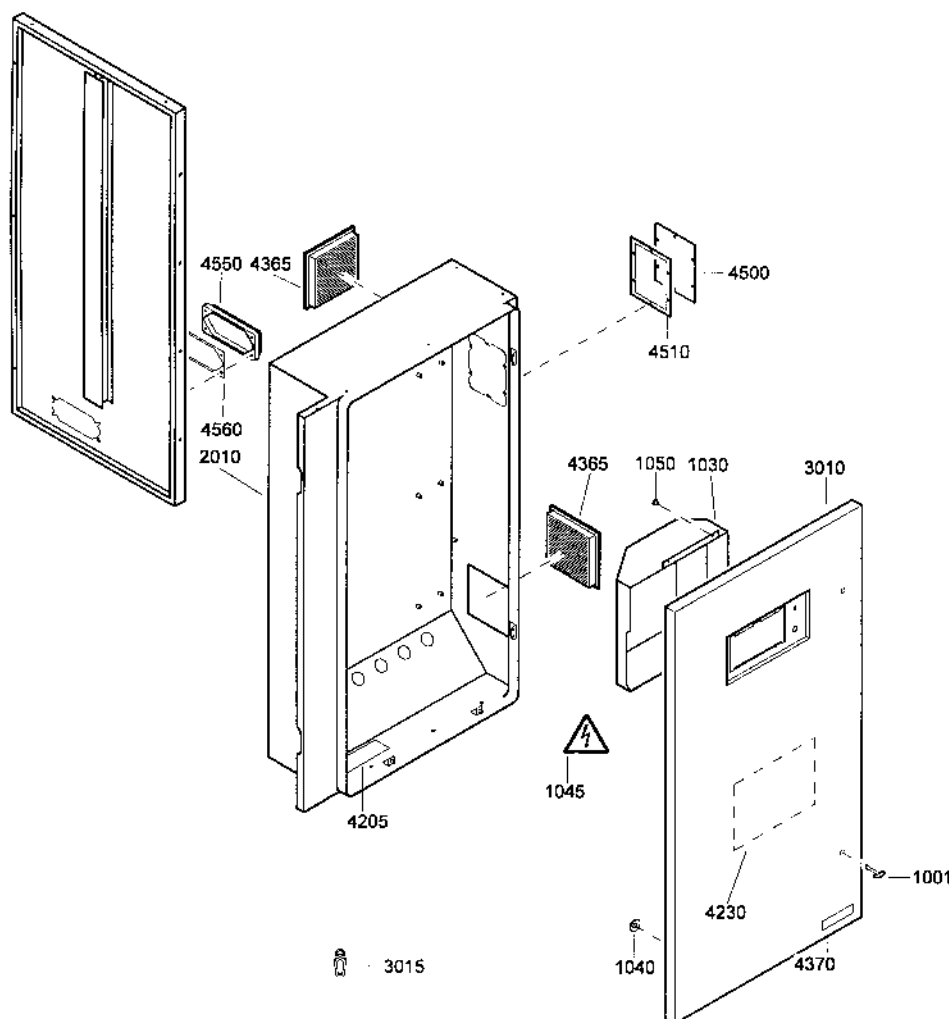
Start cubicle, empty (with regulator) - Elektronikon - 60Hz - CSA/UL

18

Ref.	Part number	Qty	Name	Remarks	Ref.	Part number	Qty	Name	Remarks
	1900 0323 26	1	Cubicle		1075	1089 0362 39 •	1	Emerg. stop push button	
1010	1089 0506 09 •	53	Terminal		1080	1089 0362 40 •	1	Contactblock 2NC	
1015	1088 0000 06 •	1	Connector		1085	1089 0362 41 •	1	Contactblock 1NC	
1020	1088 0024 02 •	2	Connector		1090	1089 0304 04 •	1	Limit switch	
1025	1088 0024 04 •	1	Connector		1095	1089 9146 32 •	1	Relay	
1030	1088 0024 10 •	1	Connector		1100	1089 9388 01 •	1	Interface relay	
1035	1088 0024 18 •	1	Connector		1105	1089 9168 02 •	2	Fuse	
1040	1613 3046 00 •	1	Data plate		1110	1089 9168 04 •	1	Fuse	
1045	1079 9901 68 •	1	Label		1115	1089 9168 26 •	2	Fuse	
1050	1079 9911 01 •	1	Label		1120	1079 9906 09 •	1	Label	
1055	1079 9918 90 •	1	Label		1125	9823 1085 21 •	1	Service diagram	
1060	1613 4595 00 •	1	Earth rail		1130	1089 9049 04 •	5	Fuse holder	
1065	1089 9136 28 •	1	Transfo		1135	1089 9082 21 •	1	Key switch	
1070	1089 9136 25 •	1	Transfo		1140	1621 3190 00 •	1	Mounting plate	

19

Cubicle



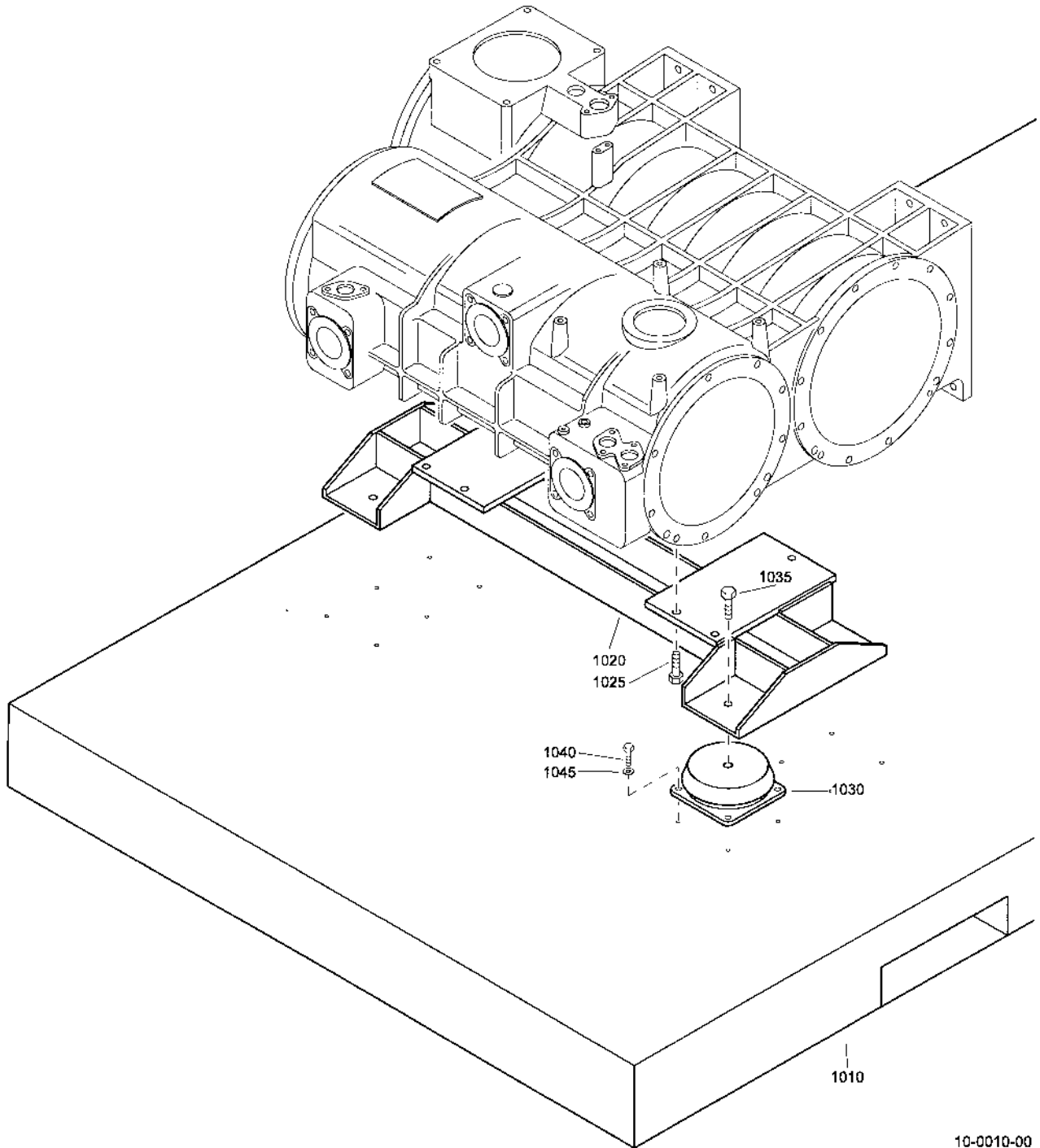
12-0015-00

12-0015-00

Ref.	Part number	Qty	Name	Remarks	Ref.	Part number	Qty	Name	Remarks
1001		1	Key		3040		••	1	Label
1015	1619 2766 00	5	Bolt			1621 3475 00		1	Electro-pneumatic
1030		1	Box		4205			1	Listing mark
	1621 3348 00		Elektronikon			1613 5330 00			60Hz
1040	1088 0019 06	1	Washer		4365	1089 0598 03		2	Filter
1045	1088 1001 04	1	Warning mark		4370			1	Label
1050		3	Knurled nut			1613 3431 00			60Hz
	1614 6596 00		Elektronikon		4500	1614 7146 00		1	Flange
		1	Cubicle		4510	1614 7145 00		1	Gasket
	1621 1561 80		Elektronikon		4550	1088 0412 06		1	Flange
	1621 1561 81		Electro-pneumatic		4560	1088 0497 06		1	Gasket
2010		•	1	Cubicle					
	1202 6584 00	•	AR	Seal					
	1079 9905 49	•	1	Label					
		•	1	Door	1)				
	1621 1660 80		Elektronikon						
	1621 6134 80		Electro-pneumatic						
3010		••	1	Door					
3015	1619 2665 00	••	AR	Seal					
					1)	See "Service kits" / Zie "Service kits" / Se "Service kits" / Siehe "Service kits" / Voir "Service kits" / Véase "Service kits" / Vedere "Kit per la manutenzione" / Se "Service kits" / Ver "Conjuntos de reparação" / Se "Servicesett" / Katso "Huoltotarvikesarjat"			
						2906 0300 00		1	Hinge replacement kit

Mountings on frame

20

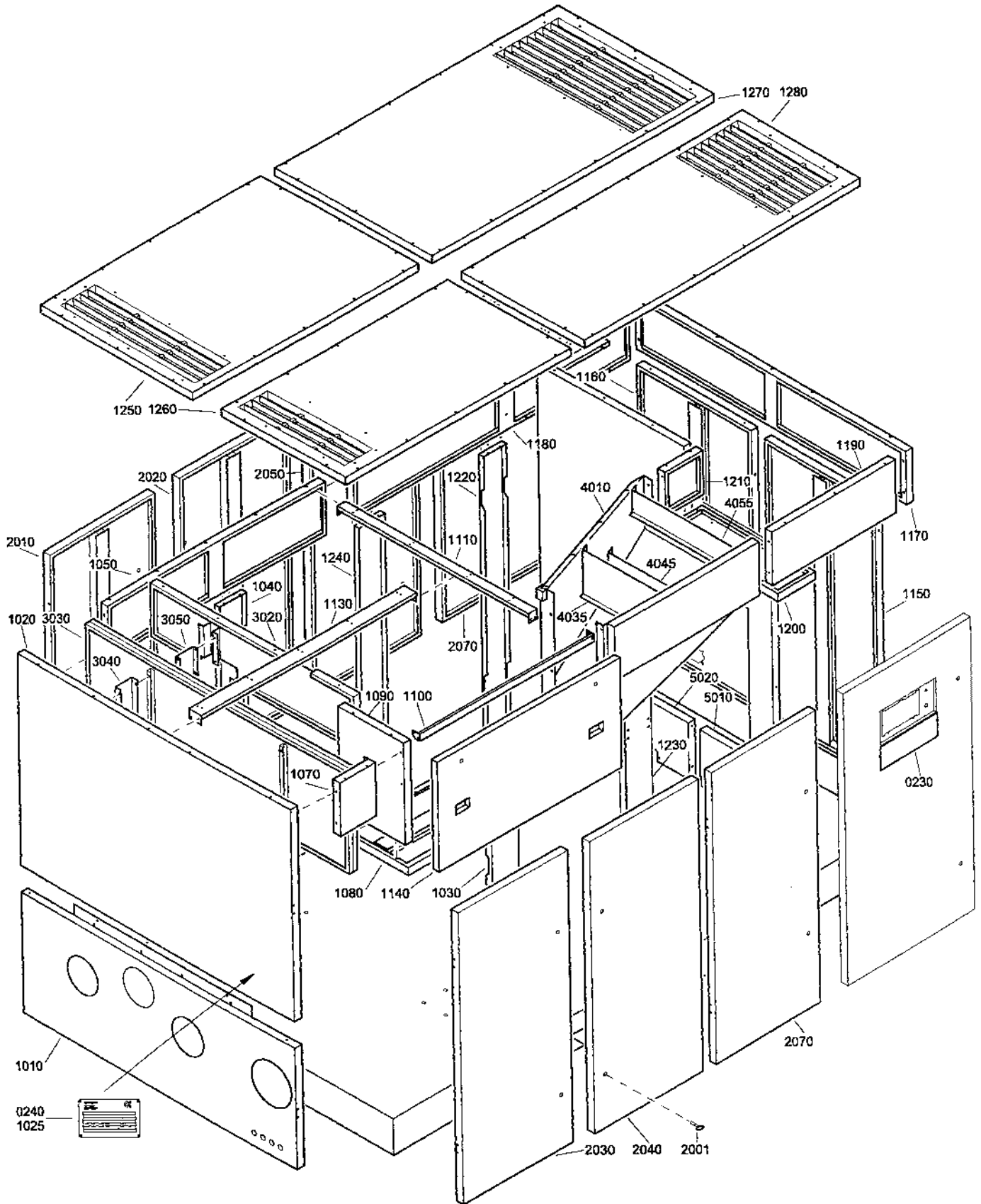


10-0010-00

10-0010-00

Ref.	Part number	Qty	Name	Remarks	Ref.	Part number	Qty	Name	Remarks
1010	1621 6186 00	1	Frame		1035	0147 1550 03	2	Bolt	
1020	1621 6187 00	1	Support		1040	0147 1400 03	16	Bolt	
1025	0147 1478 03	6	Bolt		1045	0301 2358 00	16	Washer	
1030	1614 6366 01	4	Anti vibr. pad						

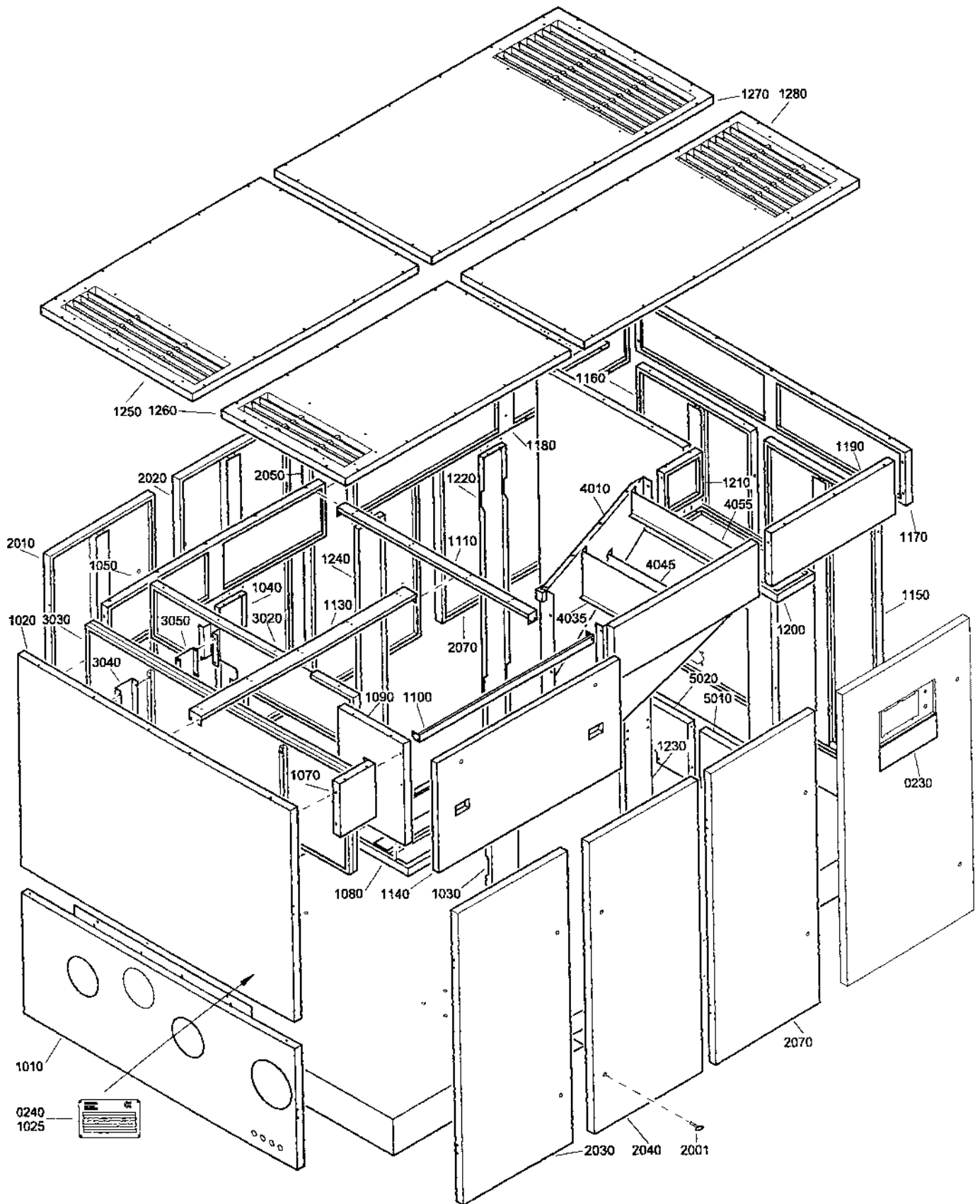
21



Bodywork - Arr. E

Ref.	Part number	Qty	Name	Remarks	Ref.	Part number	Qty	Name	Remarks
0230	1614 8117 55	1	Label		1250		1	Roof	2)
	1614 8117 56		ZR450			1621 6281 80		Energy Recovery	
	1614 8117 57		ZR500			1621 1886 80		Others	
	1614 8117 58		ZR630				2	Strip	
0240		1	Data plate			1613 1312 07		L = 525	
	1614 8057 01		50Hz		1260		1	Roof	2)
	1614 8057 05		60Hz			1621 6282 80		Energy Recovery	
1010		1	Panel	1)3)		1621 1885 80		Others	
	1621 6323 80		Energy Recovery				1	Strip	
	1621 6193 80		Others			1613 1312 27		L 375	
	0581 0000 86	4	Pipe coupling			1613 1312 10		L 440	
	1079 9913 69	1	Inform.label		1270	1621 6197 80	1	Roof panel	3)
	1079 9913 79	1	Inform.label				1	Foamholder	
	1621 6206 00	1	Decal			1613 1312 26		L 1100	
1020		1	Panel	1)2)3)	1280	1621 6198 80	1	Roof panel	2)
	1621 6129 80		Energy Recovery				1	Strip	
	1621 6166 80		Others			1613 1312 12		L = 690	
1025	0129 3104 00	4	Blind rivet			1613 1312 31		L = 855	
1030	1621 1743 80	1	Stay		2001		2	Key	1)
	1079 9901 09	1	Label		2010	1614 6422 83	1	Door	1)2)
1040	1621 1616 80	1	Stay			1619 2665 00	AR	Seal	
	1079 9901 09	1	Label			0690 1132 01	1	House mark	
1050	1621 6280 80	1	Panel	3)	2020	1621 1614 81	1	Door	1)2)
1070	1621 1744 80	1	Panel	3)		1619 2665 00	AR	Seal	
1080		1	Panel	3)	2030	1621 1742 80	1	Door	1)2)
	1621 6144 80		CCC-Elektronikon			1619 2665 00	AR	Seal	
	1621 1619 80		Others			0690 1132 01	1	House mark	
	2255 2148 00	2	Stud			1613 5666 00	1	Decal	
	0147 1244 03	2	Bolt		2040	1621 1622 80	1	Door	1)2)
	0301 2321 00	2	Washer			1619 2665 00	AR	Seal	
1090	1621 1620 80	1	Panel	3)	2050	1614 6422 86	1	Door	1)2)
	2255 2148 00	2	Stud			1619 2665 00	AR	Seal	
	0147 1244 03	2	Bolt		2070		1	Door	1)2)
	0301 2321 00	2	Washer			1614 6422 80	1	Electro-pneumatic	
1100	1621 1870 00	1	Beam			1614 6422 80	2	Others	
1110	1621 1748 00	1	Beam			1619 2665 00	AR	Seal	
1130	1621 1884 00	1	Beam		3020	1621 6196 80	1	Baffle	
1140	1621 1871 80	1	Door	3)	3030	1621 6265 80	1	Baffle	
	1619 2665 00	AR	Seal		3040	1621 6093 00	2	Bracket	
1150	1621 1797 80	1	Panel	3)		1621 6220 80	1	Inlet duct	
1160	1621 6278 80	1	Panel	1)3)	3050	1621 6266 00	2	Bracket	
1170	1621 1759 80	1	Panel	3)	4010		1	Inlet duct	2)
1180	1621 6395 80	1	Panel	3)			1	Strip	
1190	1621 6194 80	1	Panel	3)		1613 1312 08		L = 330	
1200	1621 1659 80	1	Panel	3)	4035	1621 6256 80	1	Baffle	
		1	Strip				1	Baffle	4)
	1613 1312 07		L = 525		4045	1621 6257 80	1	Baffle	4)
1210	1621 1750 80	1	Panel	3)			1	Baffle	4)
1220	1621 6084 80	1	Stay		4055	1621 6258 80	1	Baffle	4)
	1079 9901 09	1	Label				1	Baffle	4)
1230		1	Stay/Instrum.panel	1)3)	5010	1621 1657 80	1	Baffle	3)
	1621 6085 80		Elektronikon				1	Baffle	
	1621 6378 80		CCC-Elektronikon		5020	1621 1756 80	1	Baffle	3)
	1621 6386 80		Electro-pneumatic			1619 2665 00	AR	Seal	
		1	Strip			1619 2795 00	AR	Rubber strip	
	1613 1312 13		L = 1080			1621 1757 00	1	Plate	
	1621 3476 00	1	Label				AR	Bolt	
1240	1621 6086 80	1	Stay	1)3)		0147 1250 03		M6 x 30	
			Electro-pneumatic			0147 1320 03		M8 x 12	
						0147 1322 03		M8 x 16	

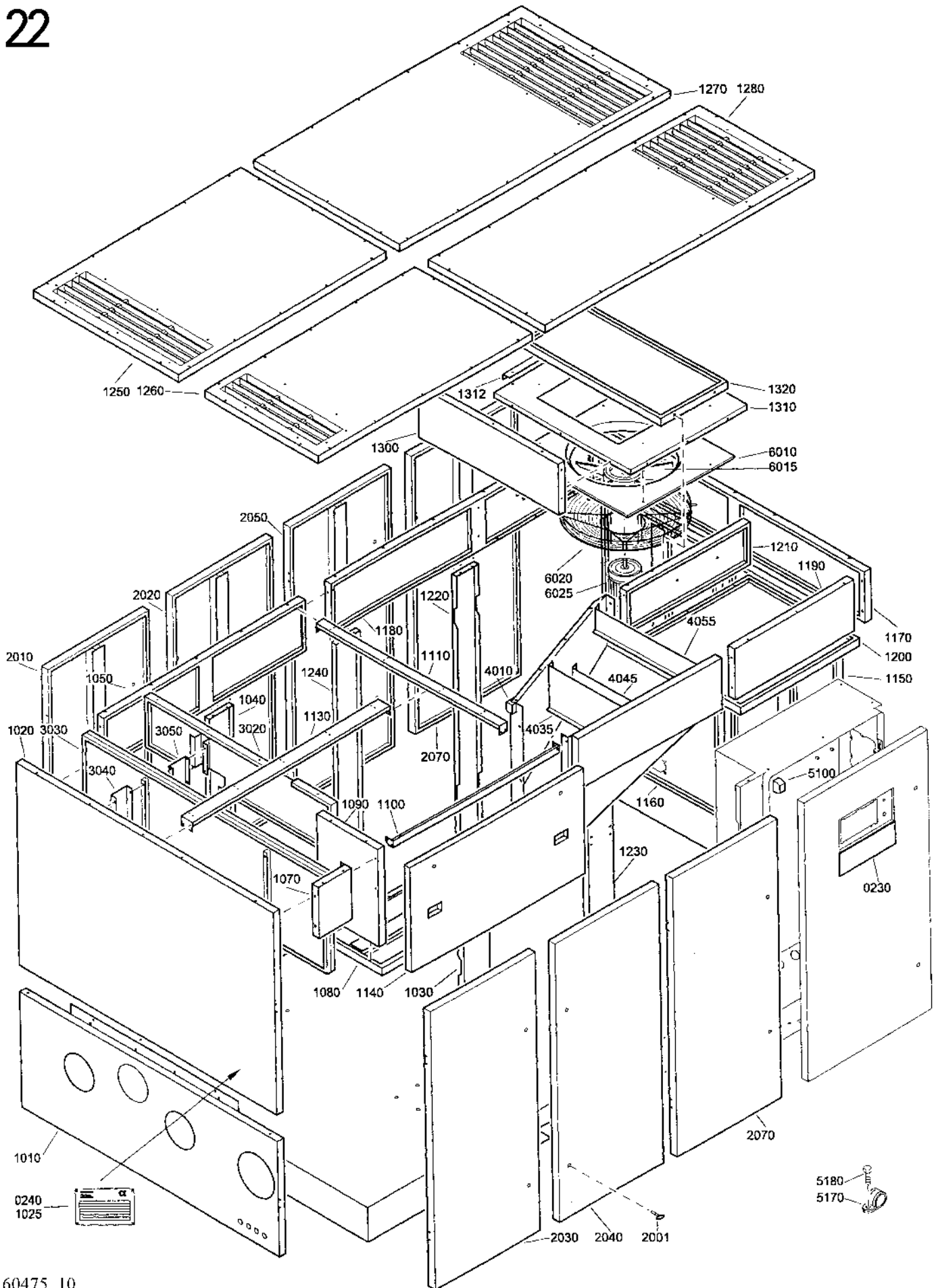
21



Bodywork - Arr. E

Ref.	Part number	Qty	Name	Remarks
	1619 2766 00		M8 x 20	
	1619 2766 02		M8 x 70	
		AR	Screw	
	0162 4322 00		M4 x 16	
		AR	Washer	
	0301 2321 00		Ø6.4 x 12.5 x 1.6	
	0301 2335 00		Ø8.4 x 16 x 1.6	
		AR	Nut	
	0266 2108 00		M6	
1)	See "Service kits" / Zie "Service kits" / Se "Service kits" / Siehe "Service kits" / Voir "Service kits" / Véase "Service kits" / Vedere "Kit per la manutenzione" / Se "Service kits" / Ver "Conjuntos de reparação" / Se "Servicesetti" / Katso "Huoltotarvikesarjat"			
	2906 0300 00	1	Hinge replacement kit	
2)...4)	Lined with / Bekleed met / Beklädd med / Ausgekleidet mit / Garnir de / Rivestido de / Allineato con / Porel med / Revestido com / Kledd med / Vuorattu :			
	2) Foam: 1079 0003 29 (AR) 50 x 2000 x 1500			
	3) Foam: 1079 0003 33 (AR) 50 x 2000 x 1500 Self adhesive			
	4) Foam: 1079 0003 32 (AR) 30 x 2000 x 1500 Self adhesive			

22

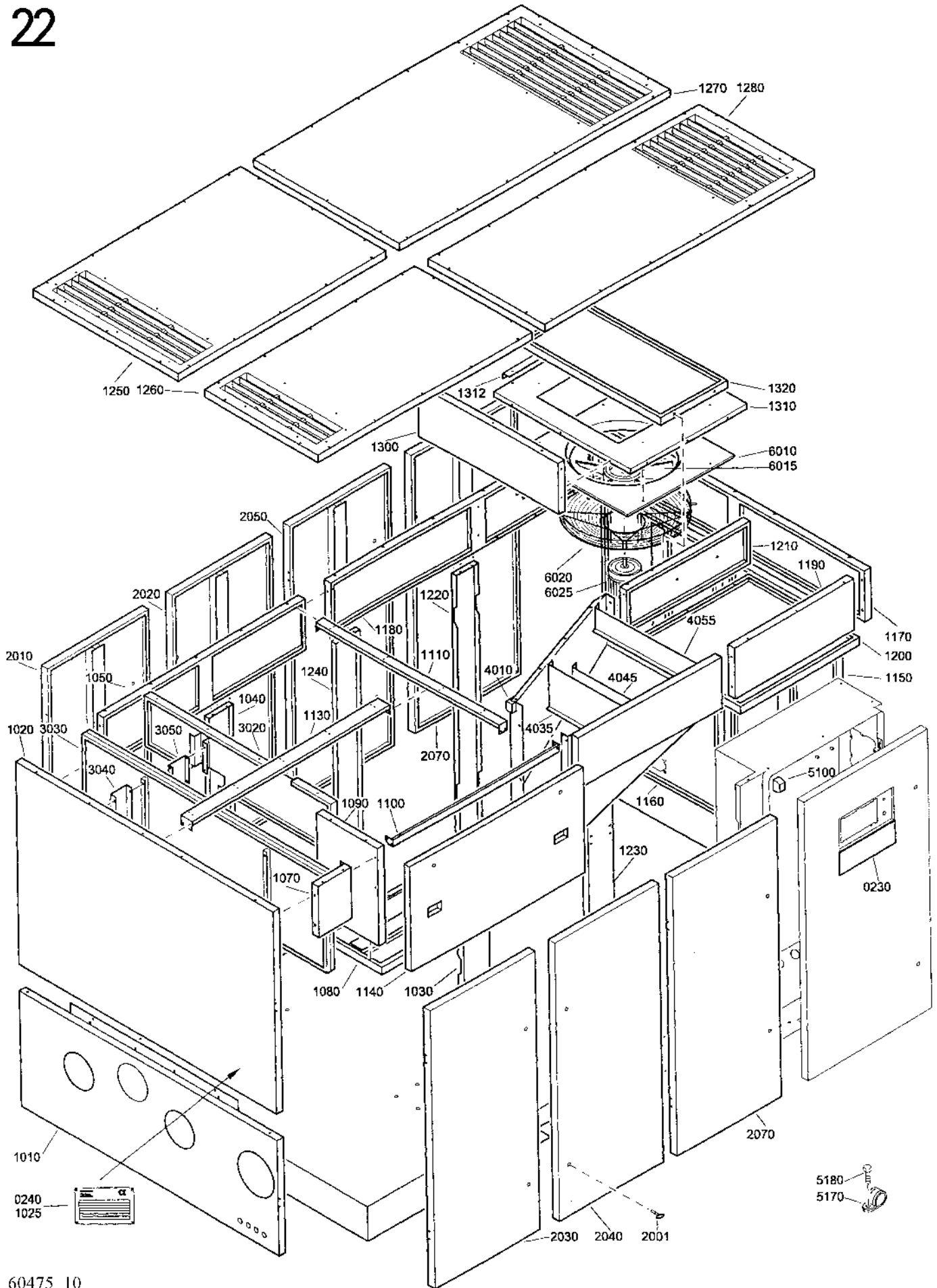


60475 10

Bodywork - Arr. 1

Ref.	Part number	Qty	Name	Remarks	1260	1	Roof	2)
0230	1614 8117 55	1	Label		1260	1	Roof	2)
	1614 8117 56		ZR450		1621 6282 80		Energy Recovery	
	1614 8117 57		ZR500		1621 1885 80		Others	
	1614 8117 58		ZR630			1	Strip	
0240	1614 8057 01	1	Data plate		1613 1312 27		L = 375	
	1614 8057 05		50Hz		1613 1312 10		L = 440	
1010	1621 6323 80	1	Panel	1)3)	1270	1	Roof panel	3)
	1621 6193 80		Energy Recovery			1	Foamholder	
	0581 0000 86	4	Pipe coupling		1613 1312 26		L = 1100	
	1079 9913 69	1	Inform.label		1280	1	Roof panel	2)
	1079 9913 79	1	Inform.label			1	Strip	
	1621 6206 00	1	Decal		1613 1312 12		L = 690	
1020	1621 6129 80	1	Panel	1)2)3)	1613 1312 31		L 855	
	1621 6166 80		Energy Recovery		1300	1	Panel	3)
1025	0129 3104 00	4	Blind rivet		1310	1	Plate	
1030	1621 1743 80	1	Stay		1312	1	Profile	
	1079 9901 09	1	Label		1320	1	Baffle	3)
1040	1621 1616 80	1	Stay		2001	2	Key	1)
	1079 9901 09	1	Label		2010	1	Door	1)2)
1050	1621 6280 80	1	Panel	3)	1619 2665 00	AR	Seal	
1070	1621 1744 80	1	Panel	3)	0690 1132 01	1	House mark	
1080	1621 6144 80	1	Panel	3)	2020	1	Door	1)2)
	1621 1619 80		CCC-Elektronikon		1619 2665 00	AR	Seal	
	2255 2148 00	2	Stud		2030	1	Door	1)2)
	0147 1244 03	2	Bolt		1619 2665 00	AR	Seal	
	0301 2321 00	2	Washer		1619 2665 00	AR	Seal	
1090	1621 1620 80	1	Panel	3)	0690 1132 01	1	House mark	
	2255 2148 00	2	Stud		1613 5666 00	1	Decal	
	0147 1244 03	2	Bolt		2040	1	Door	1)2)
	0301 2321 00	2	Washer		1619 2665 00	AR	Seal	
1100	1621 1870 00	1	Beam		2050	1	Door	1)2)
1110	1621 1748 00	1	Beam		1619 2665 00	AR	Seal	
1130	1621 1884 00	1	Beam		2070	1	Door	1)2)
1140	1621 1871 80	1	Door	3)	1614 6422 80	1	Electro-pneumatic	
	1619 2665 00	AR	Seal		1614 6422 80	2	Others	
1150	1621 1797 80	1	Panel	3)	1619 2665 00	AR	Seal	
1160	1621 6278 80	1	Panel	1)3)	3020	1	Baffle	
1170	1621 1759 80	1	Panel	3)	3030	1	Baffle	
1180	1621 6395 80	1	Panel	3)	3040	2	Bracket	
1190	1621 6194 80	1	Panel	3)	3050	2	Bracket	
1200	1621 6307 80	1	Panel		1621 6220 80	1	Inlet duct	
1205	1619 2766 00	4	Bolt		4010	1	Inlet duct	2)
1210	1621 6308 80	1	Panel			1	Strip	
1220	1621 6084 80	1	Stay		1613 1312 08		L = 330	
	1079 9901 09	1	Label		4035	1	Baffle	4)
1230	1621 6085 80	1	Stay/Instrum.panel	1)3)	4045	1	Baffle	4)
	1621 6386 80		Elektronikon		4055	1	Baffle	4)
			Electro-pneumatic		5010	1	Fan assembly	
			Strip		5100	1	Circuit breaker	
	1613 1312 13	1	L = 1080		5160	2	Clamp	
	1621 3476 00	1	Label		5170	2	Bolt	
1240	1621 6086 80	1	Stay	1)3)	6010	1	Fan assembly	
1250	1621 6281 80	1	Roof		6015	1	Fan cowl	
	1621 1886 80		Energy Recovery		6020	1	Fan	
			Others		6025	1	Fan guard	
		1	Roof	2)	0147 1250 03	AR	Bolt	
		2	Strip		0147 1320 03		M6 x 30	
	1613 1312 07		L = 525		0147 1322 03		M8 x 12	
					1619 2766 00		M8 x 16	
					1619 2766 02		M8 x 20	
					0162 4322 00	AR	M8 x 70	
							Srcw	
						AR	M4 x 16	
						AR	Washer	

22



60475 10

Bodywork - Arr. 1

Ref.	Part number	Qty	Name	Remarks
	0301 2321 00		Ø6.4 x 12.5 x 1.6	
	0301 2335 00		Ø8.4 x 16 x 1.6	
	0266 2108 00	AR	Nut M6	
1)	See "Service kits" / Zie "Service kits" / Se "Service kits" / Siehe "Service kits" / Voir "Service kits" / Vease "Service kits" / Vedere "Kit per la manutenzione" / Se "Service kits" / Ver "Conjuntos de reparação" / Se "Servicesett" / Katso "Huoltotarvikesarjat"			
	2906 0300 00 1 Hinge replacement kit			
2)...4)	Lined with / Bekleed met / Beklädd med / Ausgekleidet mit / Garnir de / Rivestido de / Allineato con / Foret med / Revestido com / Kledd med / Vuorattu :			
	2) Foam: 1079 0003 29 (AR) 50 x 2000 x 1500			
	3) Foam: 1079 0003 33 (AR) 50 x 2000 x 1500 Self adhesive			
	4) Foam: 1079 0003 32 (AR) 30 x 2000 x 1500 Self adhesive			

Ref.	Partnumber	Qty	Name	Remarks	Ref.	Partnumber	Qty	Name	Remarks
	2906 0300 00	1	Hinge replacement kit			2906 0444 00	1	Inlet valve overhaul kit	
	0162 4322 00	• 16	Screw			0266 2112 00	• 2	Nut	
	1089 9068 01	• 1	Key			0304 1008 00	• 2	Washer	
	1089 9154 02	• 1	Key			0304 1058 00	• 2	Washer	
	1202 7125 00	• 1	Lock			0335 1104 21	• 1	Circlip	
	1614 8166 00	• 1	Hinge			0502 7404 00	• 1	Bearing	
	1614 8167 00	• 1	Hinge			0508 1154 00	• 1	Bearing	
	1614 8212 00	• 1	Hinge			0660 1000 25	• 4	Seal Washer	
	1614 8213 00	• 1	Hinge			0663 2108 58	• 1	O-ring	
	1614 8214 00	• 2	Hinge			0663 2108 65	• 1	O-ring	
	1614 8215 00	• 2	Hinge			0663 2108 66	• 1	O-ring	
	1615 2242 00	• 8	Bracket			1614 8899 00	• 1	Shaft	
	1619 7704 00	• 1	Lock			1619 6151 00	• 2	Bearing	
	2252 7237 00	• 16	Lock			1621 6332 00	• 1	Gasket	
	2255 2478 00	• 1	Lock			2102 0836 00	• 1	Spring	
	1614 6606 00	• 8	Bracket			2253 7390 00	• 2	Seal	
						2253 7391 00	• 2	Washer	
						2253 7393 00	• 2	Washer	
	2906 0380 00	1	Aftercooler drain valve kit			2906 0442 00	• 1	Inlet valve service kit	
	0661 1000 25	• 1	Seal washer			2906 0443 00	• 1	Inlet valve bearing block kit	
	0663 2107 82	• 1	O-ring						
	0663 2107 85	• 1	O-ring			2906 0453 00	1	Drive shaft bearing kit	
	1202 3739 00	• 1	Membrane			0335 1165 00	• 1	Circlip	
	1614 7735 00	• 1	Insert Ø 2 mm			0335 2184 00	• 1	Circlip	
						0506 0100 13	• 1	Bearing	
	2906 0420 00	1	Drive shaft sealring kit			0508 1100 70	• 1	Bearing	
	0663 2107 52	• 1	O-ring			0663 2107 52	• 1	O-ring	
	1616 6454 00	• 1	Seal arrangement						
						2906 0484 00	1	LP compressor element exchange kit	
	2906 0432 00	1	Sealwasher kit			0634 1000 26	• 2	Rubber insert pipe coupling	
	0653 1041 00	• 6	Gasket			0661 1000 33	• 2	Seal washer	
	0653 1062 00	• 8	Washer			0663 2103 26	• 1	O-ring	
	0653 1100 00	• 3	Washer			0663 2106 95	• 2	O-ring	
	0653 1124 00	• 6	Washer			0663 2108 08	• 4	O-ring	
	0653 1254 00	• 4	Gasket			0663 2108 58	• 1	O-ring	
	0653 1293 00	• 5	Gasket			0663 2108 65	• 1	O-ring	
	0661 1000 24	• 4	Seal washer			0663 2108 66	• 1	O-ring	
	0661 1000 25	• 15	Seal washer			0663 2109 12	• 1	O-ring	
	0661 1000 26	• 8	Seal washer			9125 6303 00	• 5	Seal washer	
	0661 1000 27	• 12	Seal washer						
	0661 1000 29	• 4	Seal washer			2906 0485 00	1	HP compressor element exchange kit	
	0661 1000 30	• 5	Seal washer			0634 1000 26	• 1	Rubber insert pipe coupling	
	0661 1000 31	• 5	Seal washer			0661 1000 25	• 2	Seal washer	
	0661 1000 32	• 2	Seal washer			0663 2103 24	• 1	O-ring	
	0661 1000 33	• 3	Seal washer			0663 2106 97	• 1	O-ring	
						0663 2107 81	• 1	O-ring	
	2906 0441 00	1	Oilpump kit			0663 2108 08	• 2	O-ring	
	0102 0335 00	• 1	Pin			0663 2108 62	• 1	O-ring	
	0663 2107 76	• 1	O-ring			0663 2108 65	• 1	O-ring	
	1616 6231 02	• 1	Distance ring			0663 2108 66	• 1	O-ring	
	1616 6232 03	• 1	Eccentric ring			1202 9620 00	• 1	O-ring	
	1616 6233 03	• 1	Pump element			9125 6303 00	• 1	Seal washer	
	1616 6296 00	• 1	Key			0663 2107 89	• 1	O-ring	
						0663 2108 59	• 1	O-ring	
	2906 0442 00	1	Inlet valve service kit						
	0663 2108 37	• 2	O-ring						
	0663 2108 64	• 2	O-ring						
	1621 1663 00	• 1	Diaphragm						
	1621 1715 00	• 1	Membrane						
	1621 1716 00	• 1	Membrane						
	2906 0443 00	1	Inlet valve bearing block kit						
	2253 7396 00	• 1	Bearing block						
	2255 0038 00	• 1	Locknut						
	2255 0148 00	• 1	Shaft						
	2255 1182 00	• 2	Washer						

Ref.	Partnumber	Qty	Name	Remarks	Ref.	Partnumber	Qty	Name	Remarks
	2906 0486 00	1	Gearcasing seal kit			2906 0492 00	1	Maintenance kit	
	0661 1000 29	• 1	Seal washer					Every year	
	0661 1000 30	• 1	Seal washer			0661 1000 27	• 2	Gasket	
	0661 1000 31	• 4	Seal washer			2906 0621 00	• 1	Intercooler drain valve kit	
	0663 2102 64	• 2	O-ring			2906 0380 00	• 1	Aftercooler drain valve kit	
	0663 2106 18	• 1	O-ring			2906 0487 00	• 1	Air/oil filter kit	
	0663 2106 81	• 1	O-ring			8204 0910 34	• 1	Intercooler drain check valve	
	0663 2107 81	• 3	O-ring						
	0663 2108 08	• 4	O-ring			2906 0493 00	1	Maintenance kit	
	0663 2108 08	• 2	O-ring			0663 2108 94	• 2	O-ring check valve	
	0663 2104 37	• 4	O-ring			2906 0442 00	• 1	Inlet valve service kit	
	2906 0487 00	1	Air/oil filter kit			2906 0443 00	• 1	Inlet valve bearing block kit	
	0661 1000 25	• 1	Seal washer			2906 0492 00	• 1	One-year maintenance kit	
	0661 1000 31	• 1	Seal washer						
	0663 2107 84	• 1	O-ring			2906 0494 00	1	Maintenance kit for ZR 450	
	1621 0094 99	• 3	Air filter element					16000 hrs or every four years	
	1614 8747 99	• 2	Oil filter element			0663 2108 94	• 2	O-ring check valve	
	2906 6255 01	• 1	Gearcase breather filter			1616 5924 00	• 1	HP balance piston diaphragm	
	9090 0508 00	• 1	Damper			1619 6467 06	• 1	Drive coupling rubber set	
	1614 8673 00	• 1	Filter element			1621 4016 00	• 2	Muffler	
	0661 1000 30	• 1	Seal washer			2906 0540 00	• 1	Check valve kit	
	2906 0488 00	1	Intercooler service kit			2906 0444 00	• 1	Inlet valve overhaul kit	
	0661 1000 25	• 4	Seal washer			2906 0492 00	• 1	One-year maintenance kit	
	0663 2106 96	• 2	O-ring						
	0663 2107 02	• 1	O-ring			2906 0495 00	1	Maintenance kit for ZR 500-750	
	0663 2108 40	• 2	O-ring					16000 hrs or every four years	
	0663 2108 59	• 1	O-ring			0663 2108 94	• 2	O-ring check valve	
	0686 3716 01	• 4	Plug			1616 5924 00	• 1	HP balance piston diaphragm	
	1202 9620 00	• 1	Gasket			1619 6467 08	• 1	Drive coupling rubber set	
	1621 3063 00	• 2	Ring			1621 4016 00	• 2	Muffler	
	0663 2109 74	• 1	O-ring			2906 0540 00	• 1	Check valve kit	
	1621 6428 01	• 1	Seal			2906 0444 00	• 1	Inlet valve overhaul kit	
	2906 0489 00	1	Aftercooler service kit			2906 0492 00	• 1	One-year maintenance kit	
	0661 1000 27	• 1	Seal washer						
	0661 1000 32	• 2	Seal washer			2906 0540 00	1	Check valve kit	
	0663 2107 00	• 1	O-ring			1614 8757 00	• 2	Pin	
	0663 2107 01	• 2	O-ring			1614 8758 00	• 4	Bearing	
	0663 2108 41	• 2	O-ring			2900 0945 00	• 1	Spring	
	0663 2108 65	• 1	O-ring			2900 0916 00	• 2	Washer	
	0663 2108 66	• 1	O-ring			2900 1078 00	• 2	Sleeve	
	0663 2108 94	• 2	O-ring						
	0686 3716 02	• 1	Plug			2906 0621 00	1	Intercooler drain valve kit	
	0686 3716 10	• 2	Plug			0661 1000 25	• 1	Seal washer	
	1621 3063 00	• 2	Ring			0663 2107 31	• 1	O-ring	
	0663 2109 75	• 1	O-ring			1202 3739 00	• 1	Membrane	
	1621 6428 02	• 1	Seal			1202 4818 00	• 1	Insert Ø 5 mm	
	2906 0490 00	1	Cooler cleaning kit						
	0661 1000 25	• 1	Seal washer						
	0661 1000 27	• 3	Seal washer						
	0663 2107 25	• 1	O-ring						
	0663 2107 33	• 1	O-ring (hot air version)						
	0663 2107 33	• 1	O-ring						
	0663 7149 00	• 1	O-ring (hot air version)						
	0663 2108 08	• 10	O-ring						
	0663 7145 00	• 1	O-ring (ER)						
	1621 6317 00	• 4	Seal gasket						
	1621 6318 00	• 4	Seal gasket						
	2906 0488 00	• 1	Intercooler service kit						
	2906 0489 00	• 1	Aftercooler service kit						
	2906 0491 00	1	HP discharge silencer kit						
	0663 2106 20	• 2	O-ring						
	0663 2106 58	• 2	O-ring						
	0663 2106 58	• 1	O-ring						
	0663 2106 98	• 1	O-ring						
	0663 2108 65	• 1	O-ring						
	0663 2108 66	• 1	O-ring						
	1621 3127 00	• 1	Glass wool						
	1621 6478 00	• 1	Silencer insert						